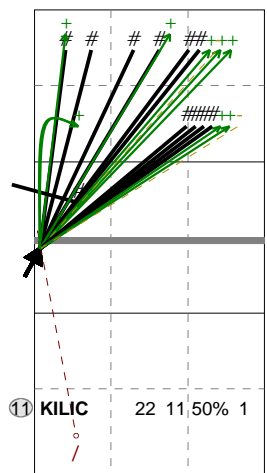


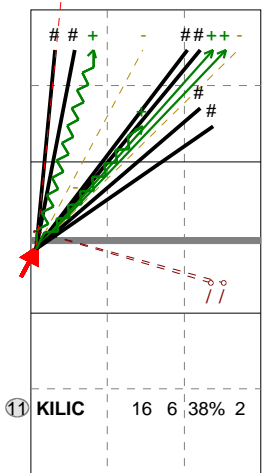
Total Direction Chart analysis

TURKEY U20 WCH Qual | 11 KILIC | Atk after Rec | AND[---AO,6]

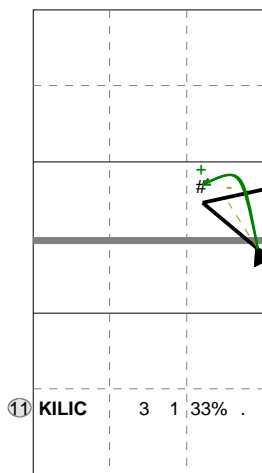
X5	Ind. *E% N # #% = /	V5	Ind. *E% N # #% = /	X6	Ind. *E% N # #% = /	VP	Ind. *E% N # #% = /	X8	Ind. *E% N # #% = /
7	45% 22 11 50% 0 / 1	6	19% 16 6 38% 1 / 2	7	33% 3 1 33% 0 / 0	5	· 1 0 0% 0 / 0	5	· 1 0 0% 0 / 0



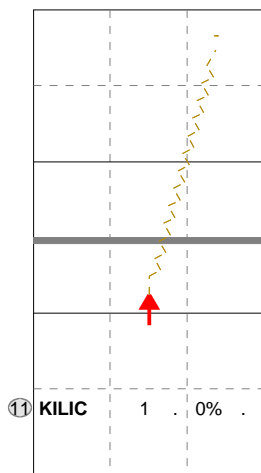
H: 95%(21) P: (0) T: 5%(1)



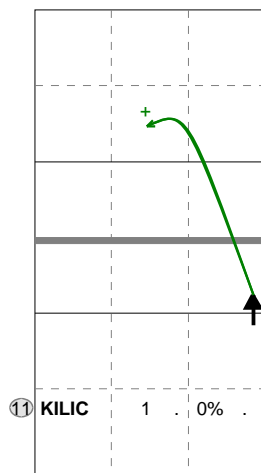
H: 88%(14) P: 12%(2) T: (0)



H: 67%(2) P: (0) T: 33%(1)



H: (0) P: 100%(1) T: (0)

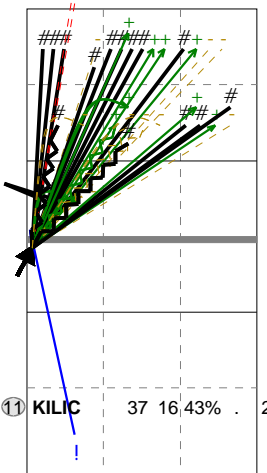


H: (0) P: (0) T: 100%(1)

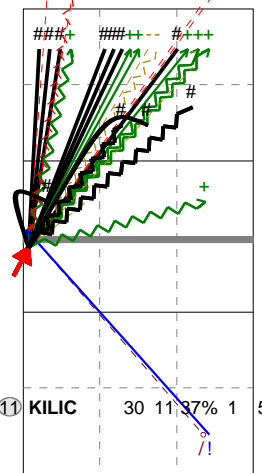
Total Direction Chart analysis

TURKEY U20 WCH Qual | 11 KILIC | Transition | AND[---AO,6]

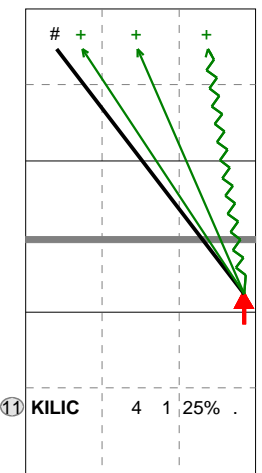
X5	Ind. *E% N # #% = /	V5	Ind. *E% N # #% = /	V8	Ind. *E% N # #% = /	V6	Ind. *E% N # #% = /	VP	Ind. *E% N # #% = /
7	38% 37 16 43% 2 / 0	6	17% 30 11 37% 5 / 1	6	25% 4 1 25% 0 / 0	8	67% 3 2 67% 0 / 0	8	50% 2 1 50% 0 / 0



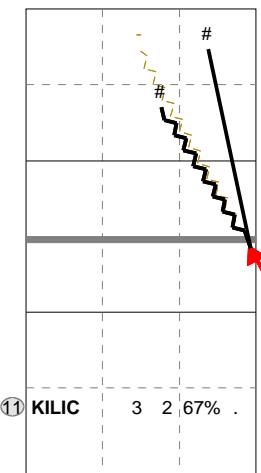
H: 73%(27) P: 14%(5) T: 14%(5)



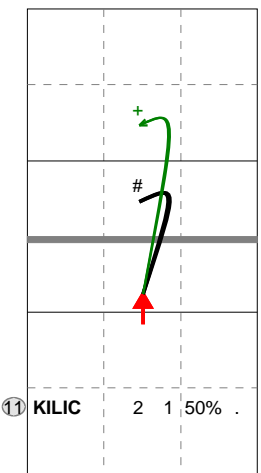
H: 67%(20) P: 27%(8) T: 7%(2)



H: 75%(3) P: 25%(1) T: (0)



H: 33%(1) P: 67%(2) T: (0)



H: (0) P: (0) T: 100%(2)

Ind. *E% N # #% = /	Ind. *E% N # #% = /	Ind. *E% N # #% = /	Ind. *E% N # #% = /
4 24% 42 7 17% 4 1	6 64% 11 1 9% 1 1	4 · 4 0 0% 0 0	7 100 1 0 0% 0 0

