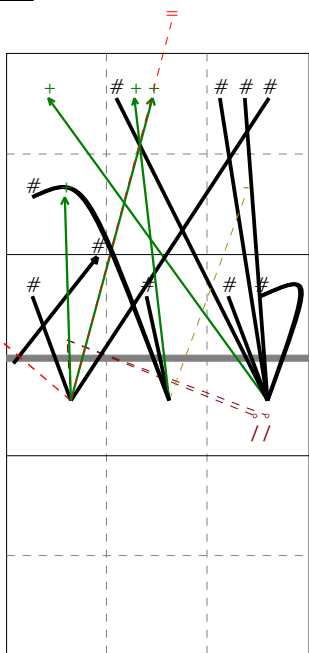


Analysis selection

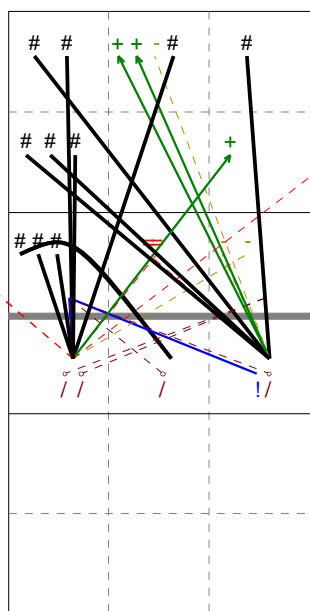
Germany | Atk after Rec | Rotation detail

S1 Ind. *E% N # #% = /
7 32% 19 10 53% 2 2



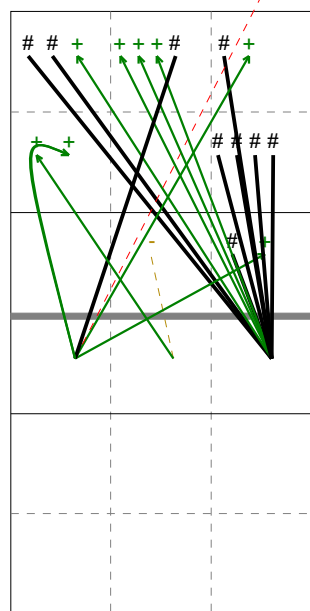
132% H: -84%(16) P: (0) T: 16%(3)

S6 Ind. *E% N # #% = /
5 8% 25 10 40% 4 4



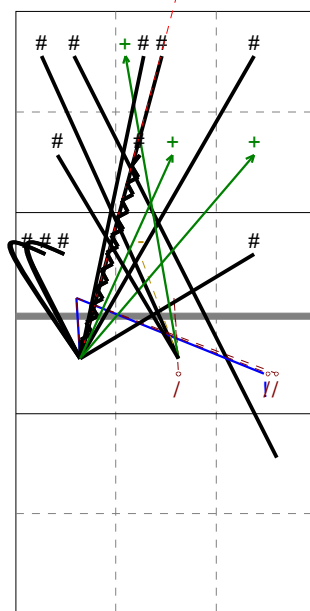
76% H: 92%(23) P: (0) T: 8%(2)

S5 Ind. *E% N # #% = /
7 42% 19 9 47% 1 0



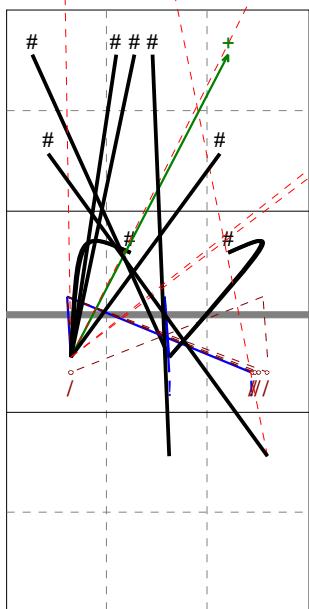
105% H: 95%(18) P: (0) T: 5%(1)

S4 Ind. *E% N # #% = /
6 35% 20 11 55% 1 3



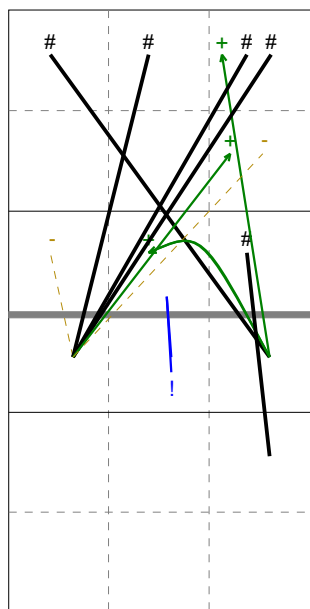
105% H: 95%(17) P: 5%(1) T: 10%(2)

S3 Ind. *E% N # #% = /
4 -10 21 8 38% 5 5



52% H: -90%(19) P: (0) T: 10%(2)

S2 Ind. *E% N # #% = /
7 45% 11 5 45% 0 0



H: 91%(10) P: (0) T: 9%(1)

