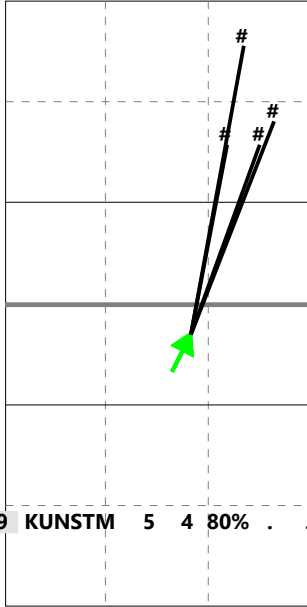


# Total Direction Chart analysis - 11UtokD

(3) AUT99, SWEJM, ROM20

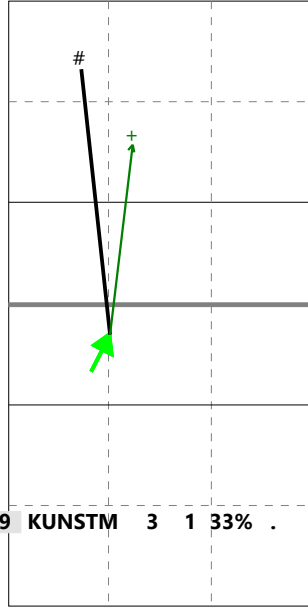
Germany Ech U20 | 9 KUNSTMANN L. | Atk after Rec

**X1** Ind \*E% N # #% = /  
8 80% 5 4 80% 0 0



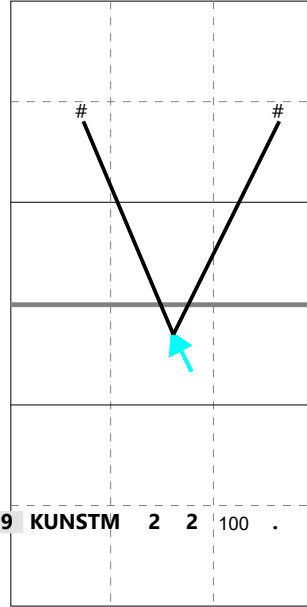
H: 80%(4) P: (0) T: 20%(1)

**X7** Ind \*E% N # #% = /  
7 33% 3 1 33% 0 0



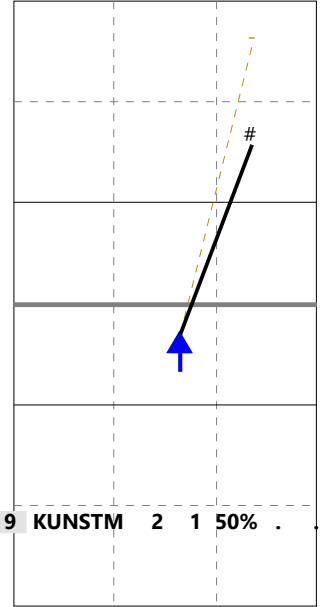
H: 67%(2) P: (0) T: 33%(1)

**XW** Ind \*E% N # #% = /  
10 100 2 2 100 0 0



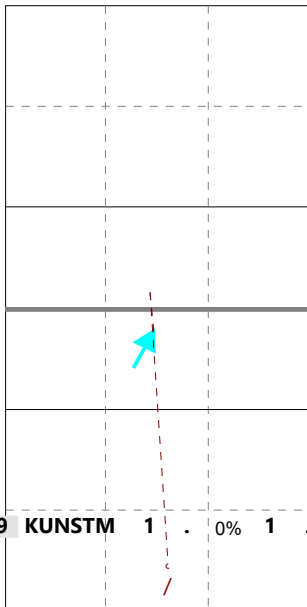
H: 100%(2) P: (0) T: (0)

**XM** Ind \*E% N # #% = /  
8 50% 2 1 50% 0 0



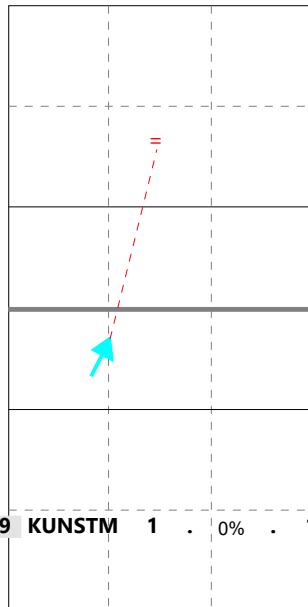
H: 100%(2) P: (0) T: (0)

**XH** Ind \*E% N # #% = /  
. -100 1 0 0% 0 1



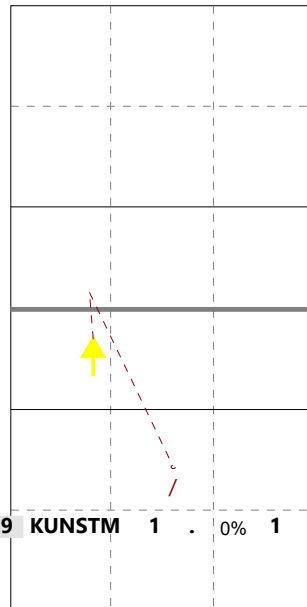
H: 100%(1) P: (0) T: (0)

**XX** Ind \*E% N # #% = /  
. -100 1 0 0% 1 0



H: 100%(1) P: (0) T: (0)

**XL** Ind \*E% N # #% = /  
. -100 1 0 0% 0 1



H: 100%(1) P: (0) T: (0)

