

Total Direction Chart analysis - 20UtokD

(3) AUT99, SWEJM, ROM20

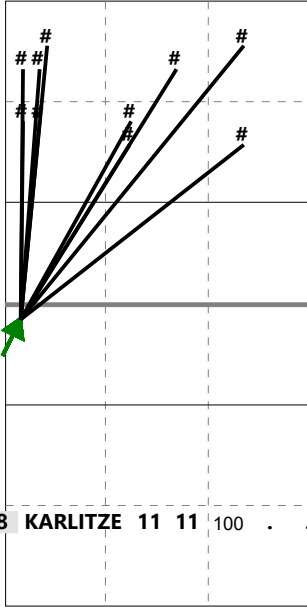
Germany Ech U20 | 8 KARLITZEK L. | Attack

X5	Ind	*E%	N	#	#%	=	/
	10	100	11	11	100	0	0

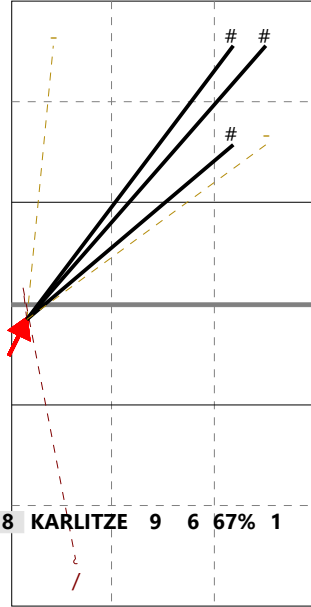
V5	Ind	*E%	N	#	#%	=	/
	8	56%	9	6	67%	0	1

XR	Ind	*E%	N	#	#%	=	/
	8	50%	4	2	50%	0	0

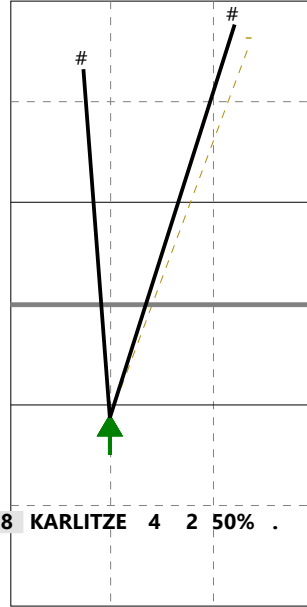
XP	Ind	*E%	N	#	#%	=	/
	8	67%	3	2	67%	0	0



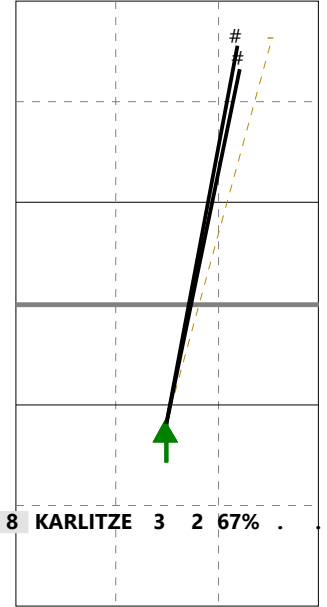
H: 91%(10) P: (0) T: 9%(1)



H: 67%(6) P: (0) T: 33%(3)



H: 75%(3) P: (0) T: 25%(1)



H: 100%(3) P: (0) T: (0)

