

Total Direction Chart analysis - 11UtokD

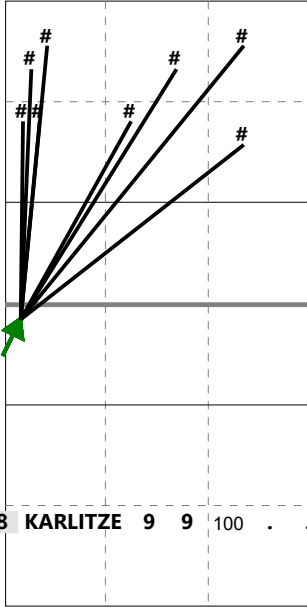
(3) AUT99, SWEJM, ROM20

Germany Ech U20 | 8 KARLITZEK L. | Atk after Rec

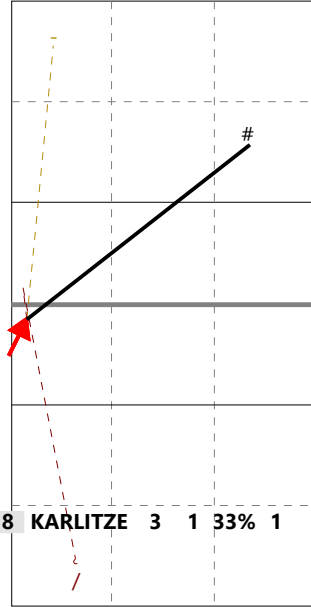
X5 Ind *E% N # #% = /
10 100 9 9 100 0 0

V5 Ind *E% N # #% = /
5 . 3 1 33% 0 1

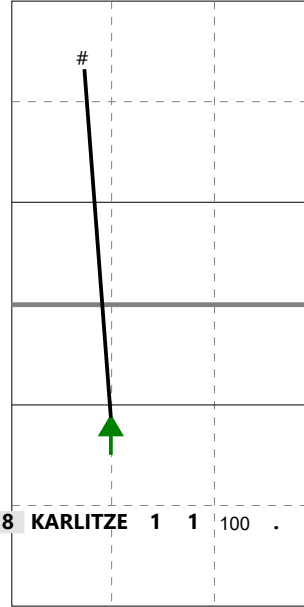
XR Ind *E% N # #% = /
10 100 1 1 100 0 0



H: 89%(8) P: (0) T: 11%(1)



H: 100%(3) P: (0) T: (0)



H: 100%(1) P: (0) T: (0)

