

Total Direction Chart analysis - 12UtokD

(3) AUT99, SWEJM, ROM20

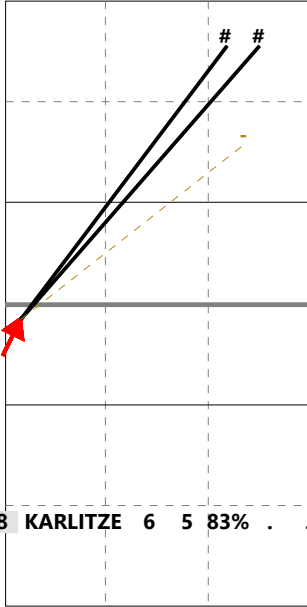
Germany Ech U20 | 8 KARLITZEK L. | Transition

V5 Ind *E% N # #% = /
9 83% 6 5 83% 0 0

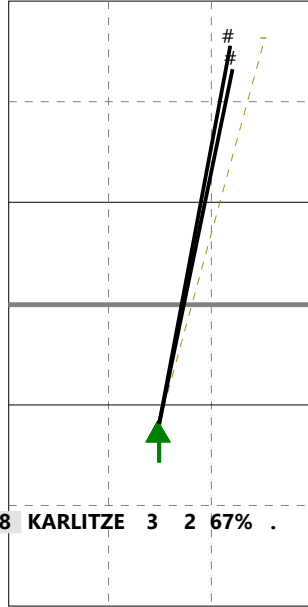
XP Ind *E% N # #% = /
8 67% 3 2 67% 0 0

XR Ind *E% N # #% = /
7 33% 3 1 33% 0 0

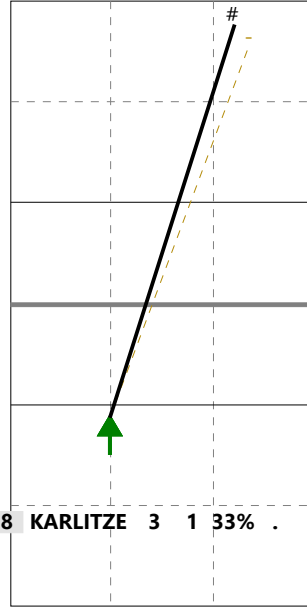
X5 Ind *E% N # #% = /
10 100 2 2 100 0 0



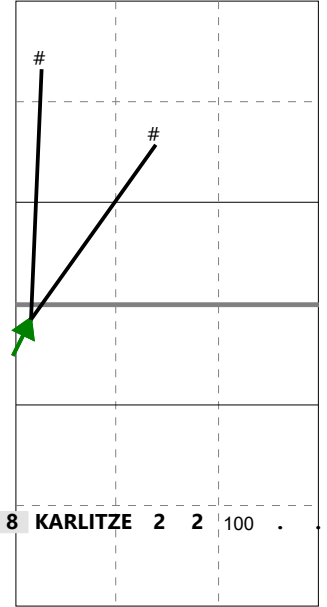
H: 50%(3) P: (0) T: 50%(3)



H: 100%(3) P: (0) T: (0)



H: 67%(2) P: (0) T: 33%(1)



H: 100%(2) P: (0) T: (0)

