

Total Direction Chart analysis - 13UtokD

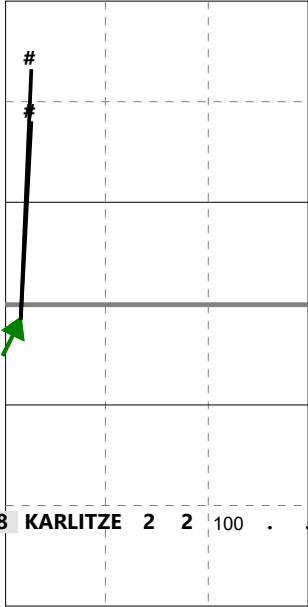
(3) AUT99, SWEJM, ROM20

Germany Ech U20 | 8 KARLITZEK L. | Atk after Rec | AND[*08R,1]

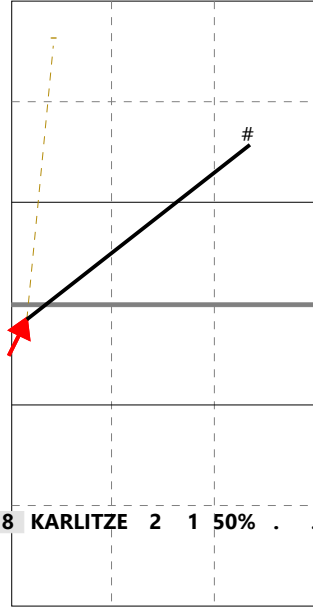
X5	Ind	*E%	N	#	#%	=	/
	10	100	2	2	100	0	0

V5	Ind	*E%	N	#	#%	=	/
	8	50%	2	1	50%	0	0

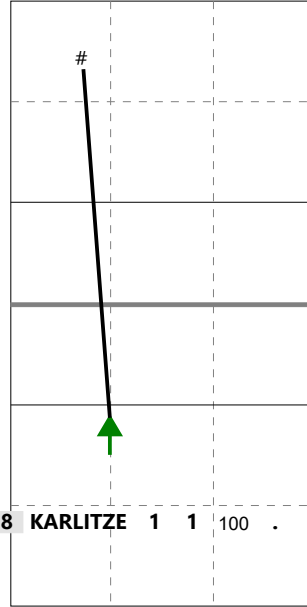
XR	Ind	*E%	N	#	#%	=	/
	10	100	1	1	100	0	0



H: 100%(2) P: (0) T: (0)



H: 100%(2) P: (0) T: (0)



H: 100%(1) P: (0) T: (0)

