

Total Direction Chart analysis - 20UtokD

(3) AUT99, SWEJM, ROM20

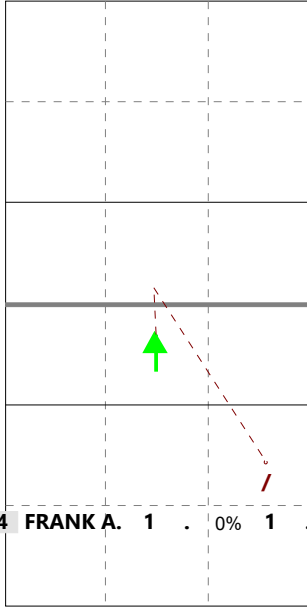
Germany Ech U20 | 4 FRANK A. | Attack

XC Ind *E% N # #% = /
 . -100 1 0 0% 0 1

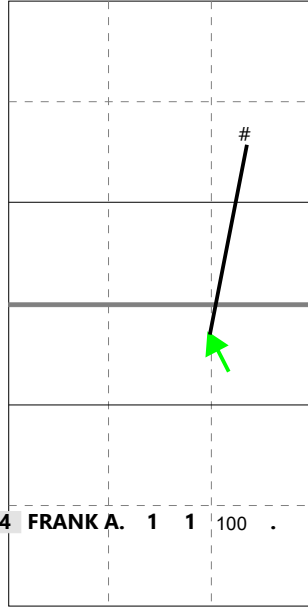
X2 Ind *E% N # #% = /
 10 100 1 1 100 0 0

XH Ind *E% N # #% = /
 5 . 1 0 0% 0 0

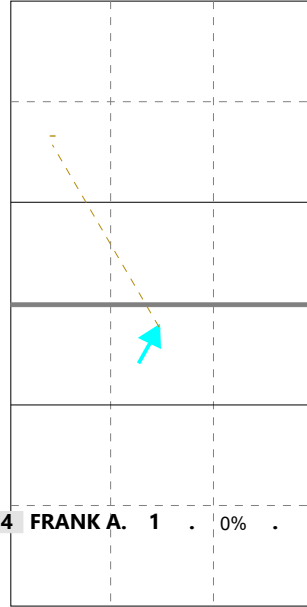
XX Ind *E% N # #% = /
 10 100 1 1 100 0 0



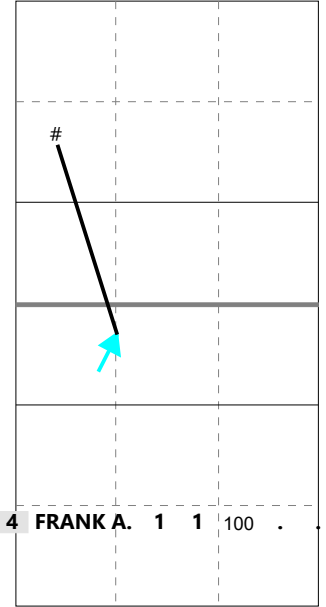
H: 100%(1) P: (0) T: (0)



H: 100%(1) P: (0) T: (0)

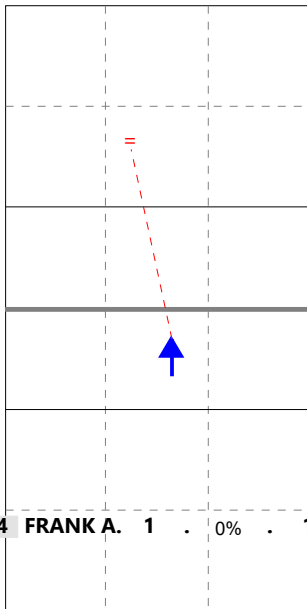


H: 100%(1) P: (0) T: (0)



H: 100%(1) P: (0) T: (0)

XM Ind *E% N # #% = /
 . -100 1 0 0% 1 0



H: 100%(1) P: (0) T: (0)

