

Total Direction Chart analysis - 11UtokD

(3) AUT99, SWEJM, ROM20

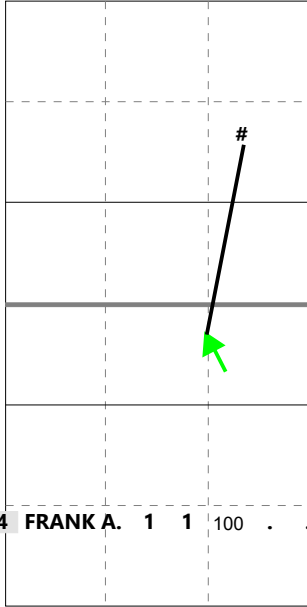
Germany Ech U20 | 4 FRANK A. | Atk after Rec

X2 Ind *E% N # #% = /
10 100 1 1 100 0 0

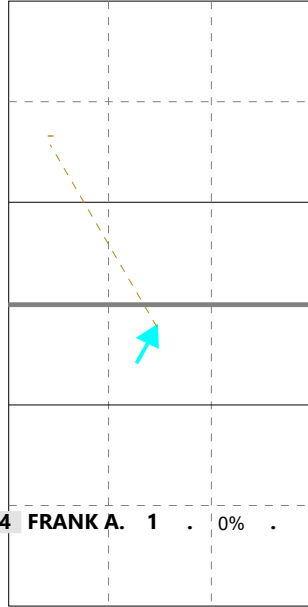
XH Ind *E% N # #% = /
5 . 1 0 0% 0 0

XX Ind *E% N # #% = /
10 100 1 1 100 0 0

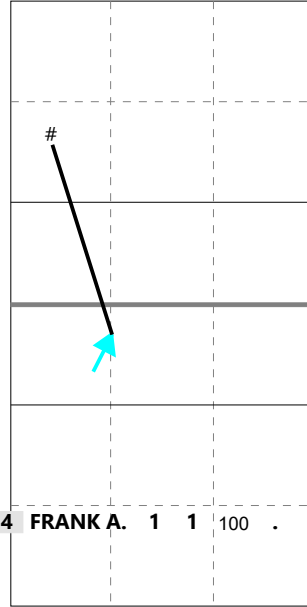
XM Ind *E% N # #% = /
. -100 1 0 0% 1 0



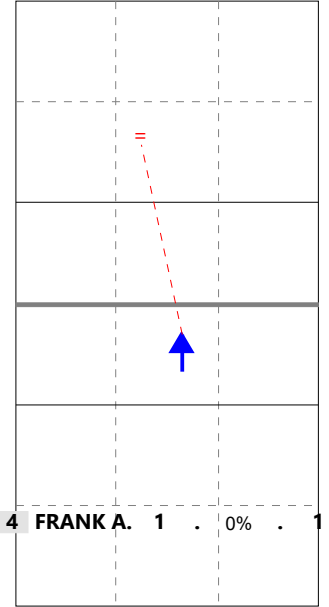
H: 100%(1) P: (0) T: (0)



H: 100%(1) P: (0) T: (0)



H: 100%(1) P: (0) T: (0)



H: 100%(1) P: (0) T: (0)

