

Total Direction Chart analysis - 19UtokD

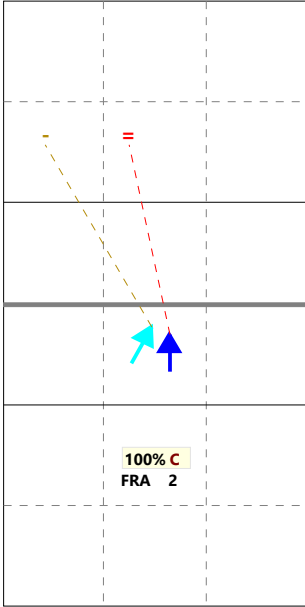
(3) AUT99, SWEJM, ROM20

Germany Ech U20 | 4 FRANK A. | Atk after Rec | Rotation detail

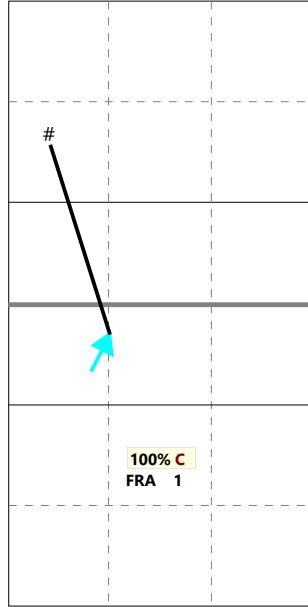
S1	Ind	*E%	N	#	##	=	/
	2	-50	2	0	0%	1	0

S4	Ind	*E%	N	#	##	=	/
	10	100	1	1	100	0	0

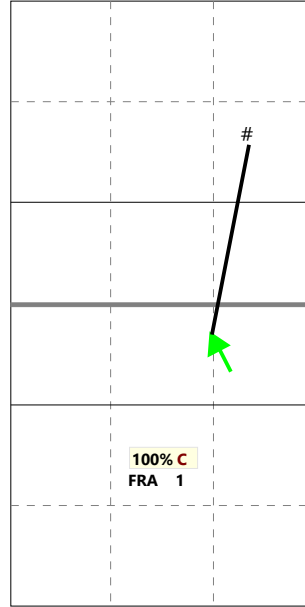
S3	Ind	*E%	N	#	##	=	/
	10	100	1	1	100	0	0



H: 100%(2) P: (0) T: (0)



H: 100%(1) P: (0) T: (0)



H: 100%(1) P: (0) T: (0)

