

Total Direction Chart analysis - 20UtokD

(3) AUT99, SWEJM, ROM20

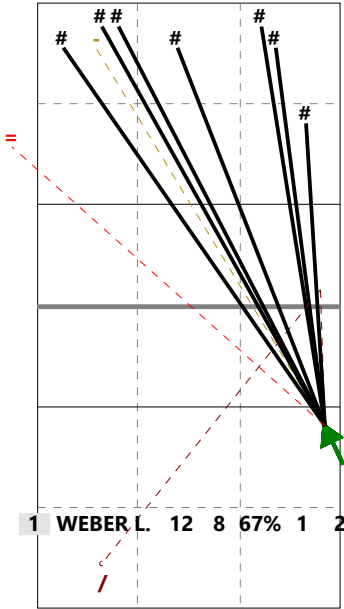
Germany Ech U20 | 1 WEBER L. | Attack

X8 Ind *E% N # #% = /
7 42% 12 8 67% 2 1

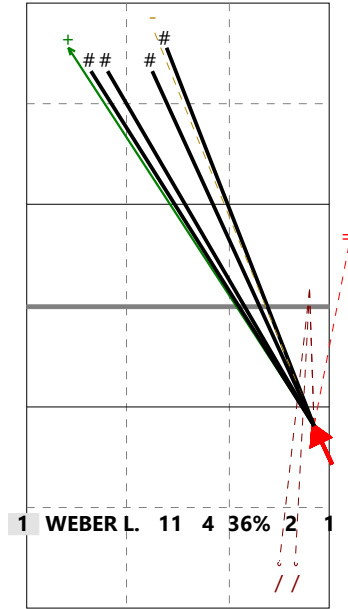
V8 Ind *E% N # #% = /
5 9% 11 4 36% 1 2

V5 Ind *E% N # #% = /
5 20% 5 1 20% 0 0

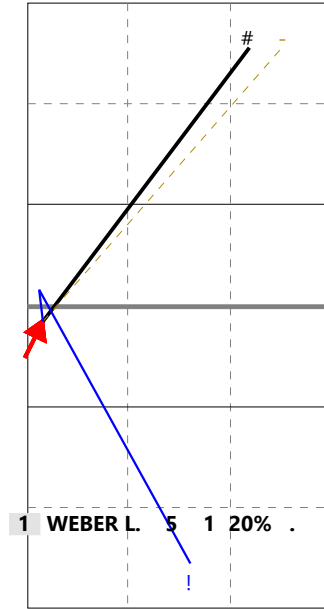
V6 Ind *E% N # #% = /
8 67% 3 2 67% 0 0



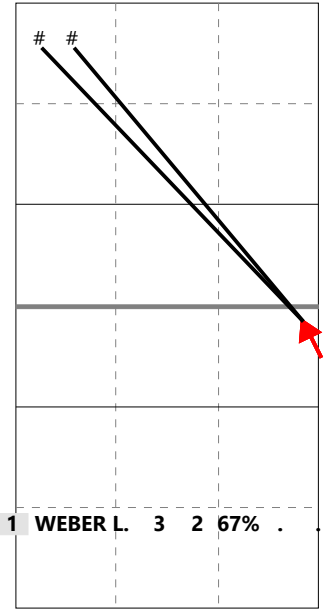
H: 83%(10) P: 17%(2) T: (0)



H: 82%(9) P: 9%(1) T: 9%(1)

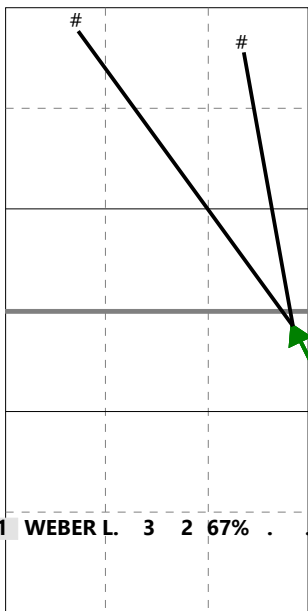


H: 60%(3) P: 40%(2) T: (0)



H: 67%(2) P: (0) T: 33%(1)

X6 Ind *E% N # #% = /
8 67% 3 2 67% 0 0



H: 67%(2) P: (0) T: 33%(1)

