

# Total Direction Chart analysis - 11UtokD

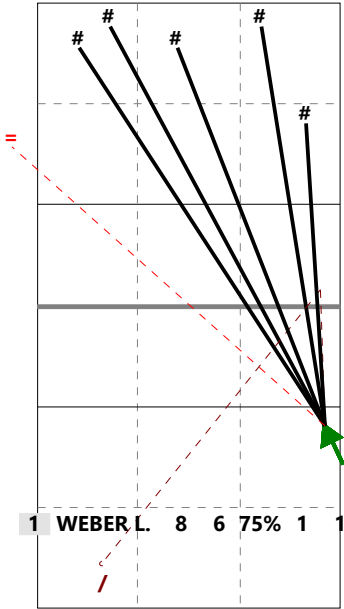
(3) AUT99, SWEJM, ROM20

Germany Ech U20 | 1 WEBER L. | Atk after Rec

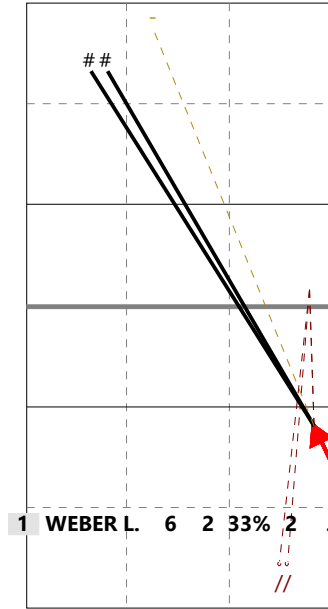
**X8** Ind \*E% N # #% = /  
8 50% 8 6 75% 1 1

**V8** Ind \*E% N # #% = /  
5 . 6 2 33% 0 2

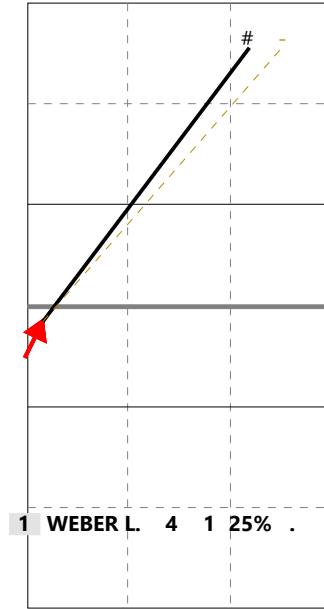
**V5** Ind \*E% N # #% = /  
6 25% 4 1 25% 0 0



H: 88%(7) P: 12%(1) T: (0)



H: 83%(5) P: (0) T: 17%(1)



H: 50%(2) P: 50%(2) T: (0)

