

Total Direction Chart analysis - 12UtokD

(3) AUT99, SWEJM, ROM20

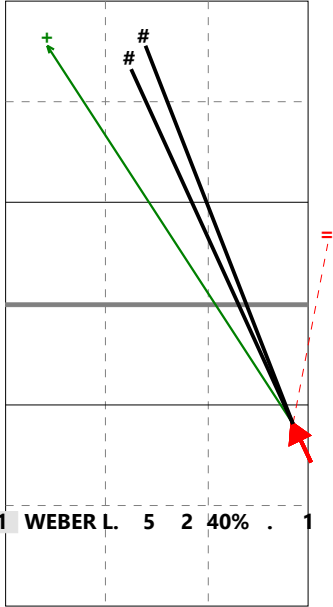
Germany Ech U20 | 1 WEBER L. | Transition

V8 Ind *E% N # #% = /
6 20% 5 2 40% 1 0

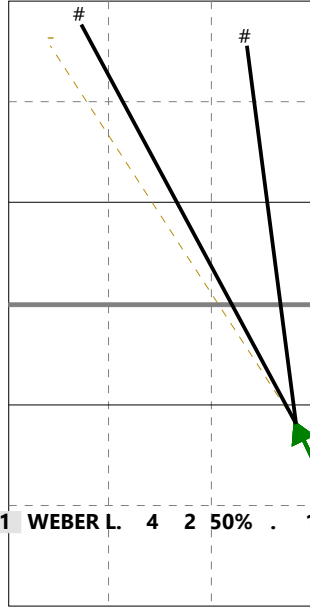
X8 Ind *E% N # #% = /
6 25% 4 2 50% 1 0

V6 Ind *E% N # #% = /
10 100 2 2 100 0 0

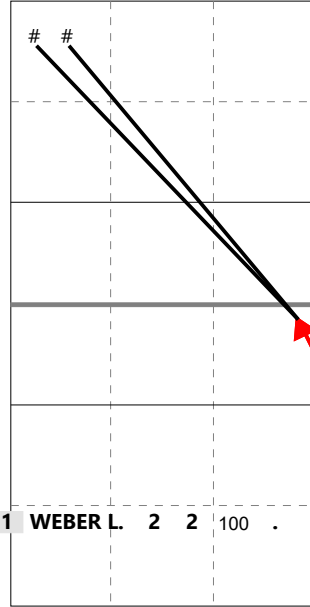
X6 Ind *E% N # #% = /
10 100 2 2 100 0 0



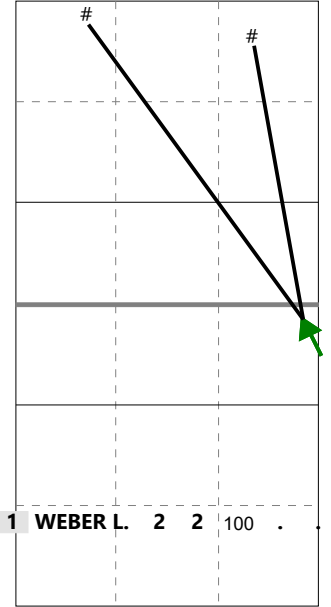
H: 80%(4) P: 20%(1) T: (0)



H: 75%(3) P: 25%(1) T: (0)

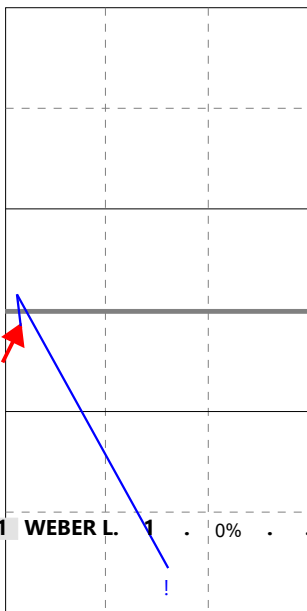


H: 100%(2) P: (0) T: (0)



H: 100%(2) P: (0) T: (0)

V5 Ind *E% N # #% = /
. . 1 0 0% 0 0



H: 100%(1) P: (0) T: (0)



Tip Soft