

Total Direction Chart analysis - 11UtokD

(6) BELAR, GREEC, AUT99, SWEJM, ROM20, POR

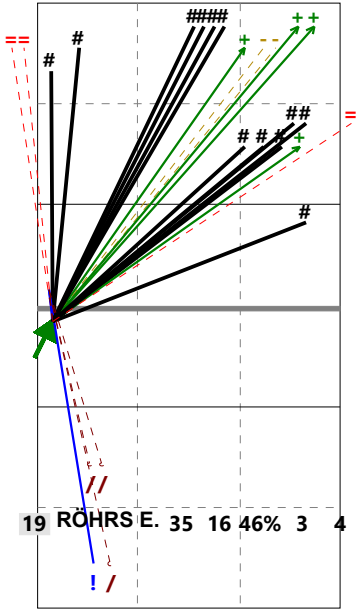
Germany | 19 RÖHRS E. | Attack

X5 Ind *E% N # #% = /
6 26% 35 16 46% 4 3

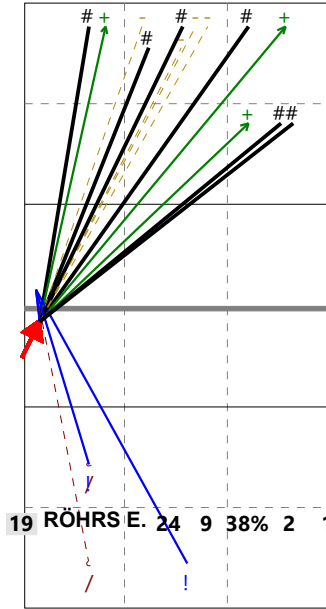
V5 Ind *E% N # #% = /
6 25% 24 9 38% 1 2

X6 Ind *E% N # #% = /
6 14% 7 4 57% 0 3

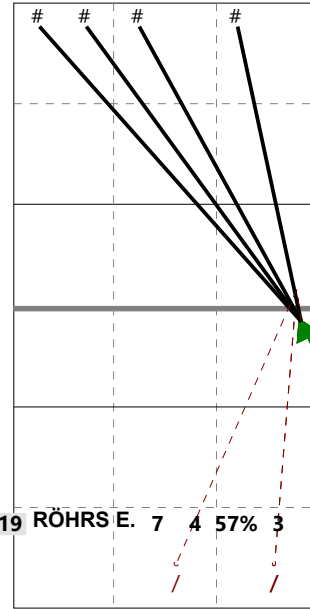
V6 Ind *E% N # #% = /
9 80% 5 4 80% 0 0



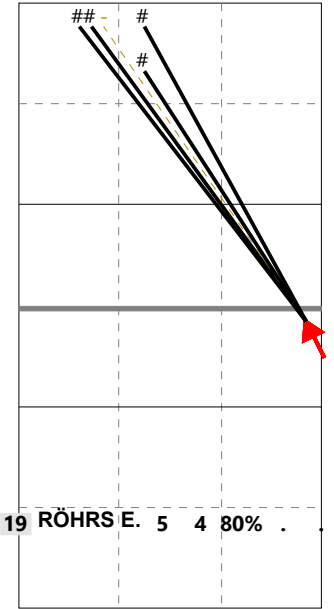
H: 71%(25) P: 9%(3) T: 20%(7)



H: 71%(17) P: 8%(2) T: 21%(5)



H: 100%(7) P: (0) T: (0)



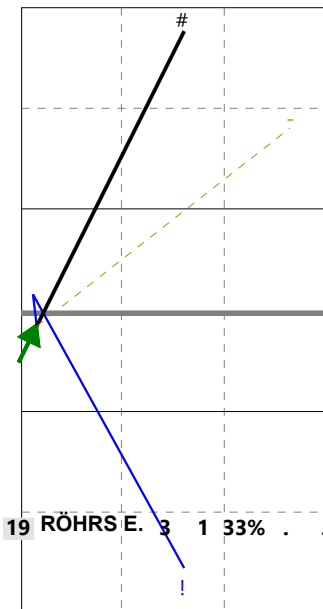
H: 100%(5) P: (0) T: (0)

C5 Ind *E% N # #% = /
5 33% 3 1 33% 0 0

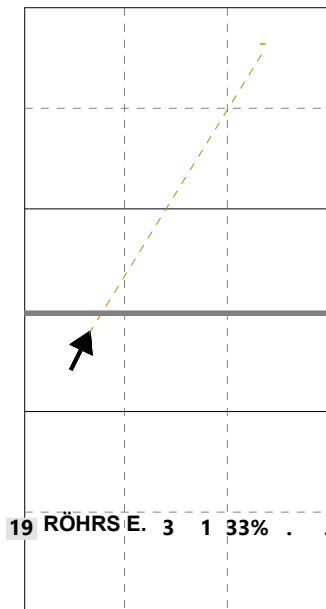
V9 Ind *E% N # #% = /
7 33% 3 1 33% 0 0

P2 Ind *E% N # #% = /
5 . 2 1 50% 0 1

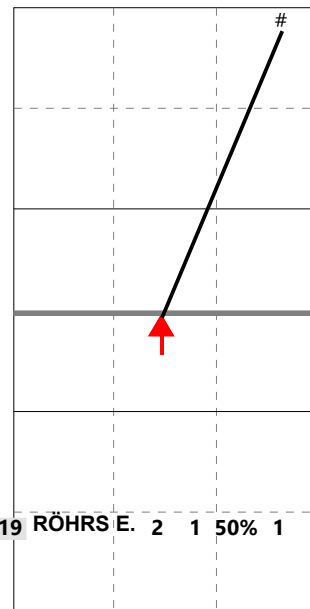
V8 Ind *E% N # #% = /
5 . 1 0 0% 0 0



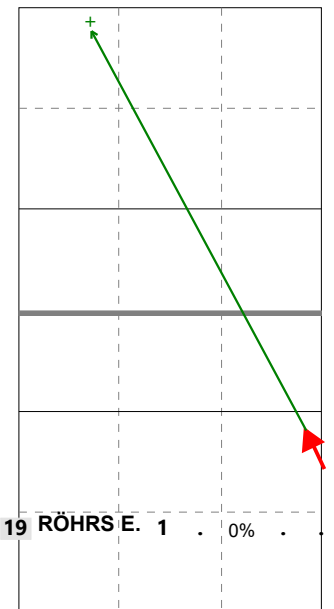
H: 100%(3) P: (0) T: (0)



H: 33%(1) P: 33%(1) T: 33%(1)



H: 50%(1) P: (0) T: 50%(1)

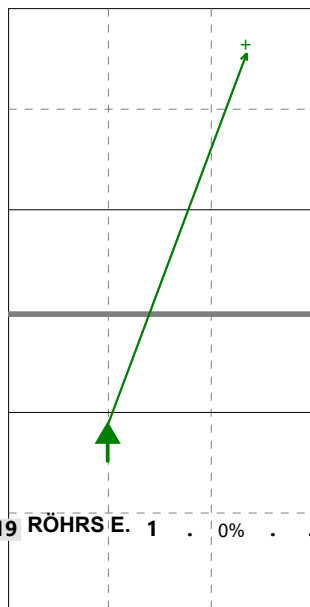


H: 100%(1) P: (0) T: (0)



Total Direction Chart analysis - 11UtokD

XR	Ind	*E%	N	#	#%	=	/
	5	.	1	0	0%	0	0



H: 100%(1) P: (0) T: (0)

