

# Total Direction Chart analysis - 11UtokD

(6) BELAR, GREC, AUT99, SWEJM, ROM20, POR

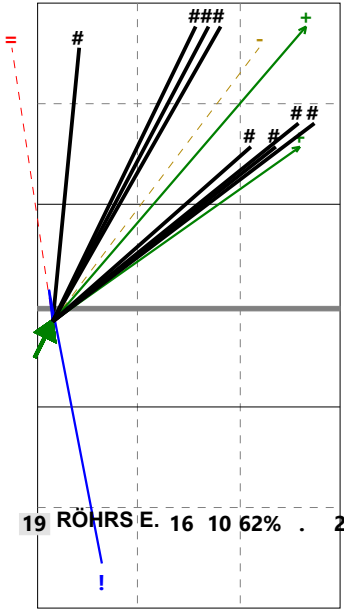
Germany | 19 RÖHRS E. | Atk after Rec

**X5** Ind \*E% N # #% = /  
7 50% 16 10 62% 2 0

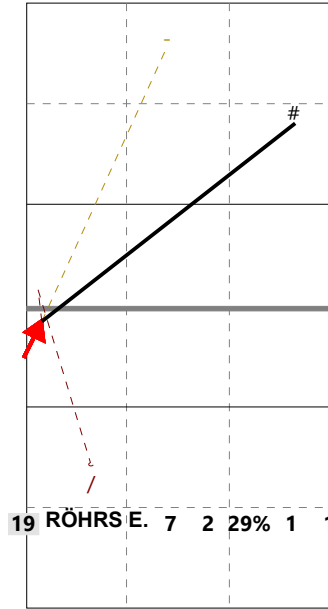
**V5** Ind \*E% N # #% = /  
5 . 7 2 29% 1 1

**X6** Ind \*E% N # #% = /  
7 33% 6 4 67% 0 2

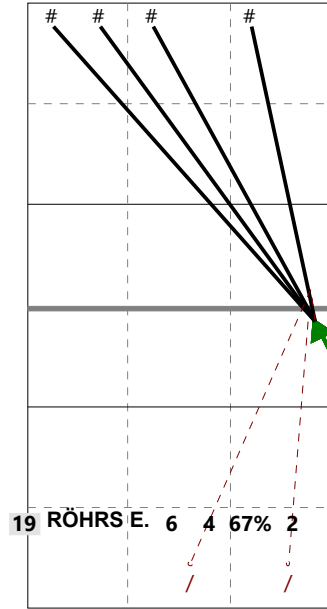
**V6** Ind \*E% N # #% = /  
9 75% 4 3 75% 0 0



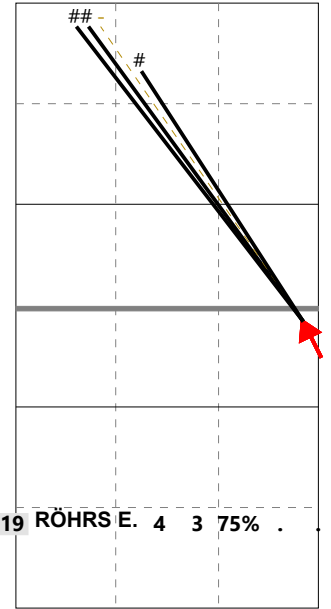
H: 81%(13) P: 6%(1) T: 12%(2)



H: 43%(3) P: 14%(1) T: 43%(3)



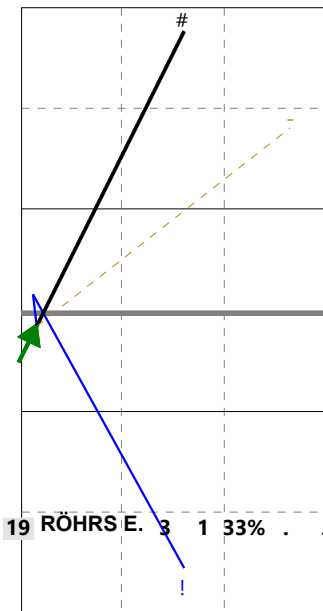
H: 100%(6) P: (0) T: (0)



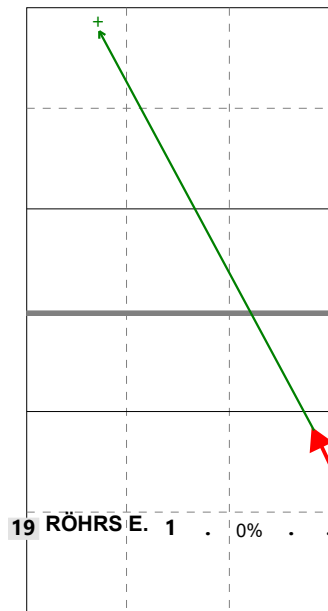
H: 100%(4) P: (0) T: (0)

**C5** Ind \*E% N # #% = /  
5 33% 3 1 33% 0 0

**V8** Ind \*E% N # #% = /  
5 . 1 0 0% 0 0



H: 100%(3) P: (0) T: (0)



H: 100%(1) P: (0) T: (0)

