

Total Direction Chart analysis - 11UtokD

(6) BELAR, GREEC, AUT99, SWEJM, ROM20, POR

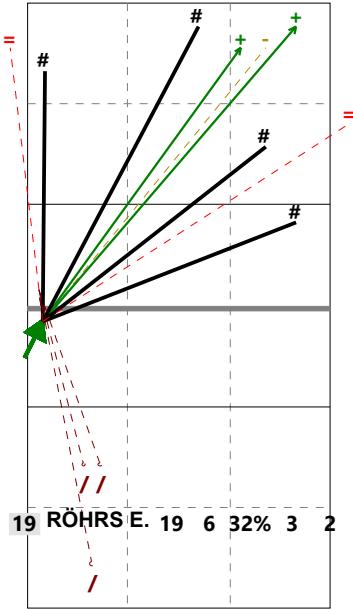
Germany | 19 RÖHRS E. | Transition

X5 Ind *E% N # #% = /
5 5% 19 6 32% 2 3

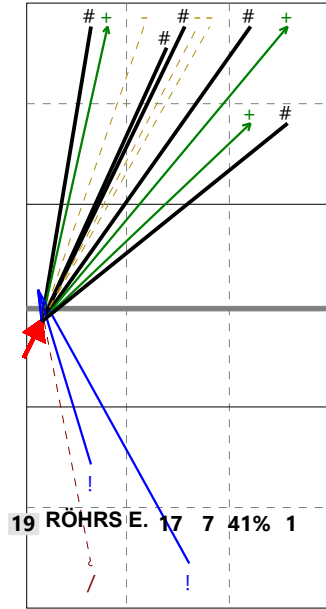
V5 Ind *E% N # #% = /
6 35% 17 7 41% 0 1

V9 Ind *E% N # #% = /
7 33% 3 1 33% 0 0

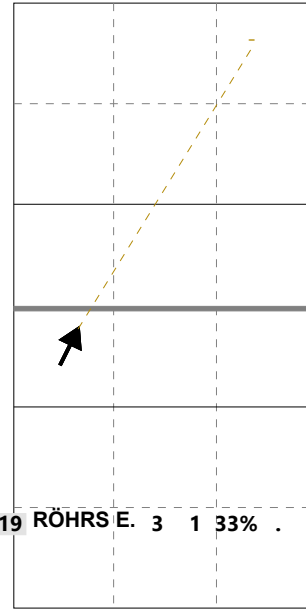
P2 Ind *E% N # #% = /
5 . 2 1 50% 0 1



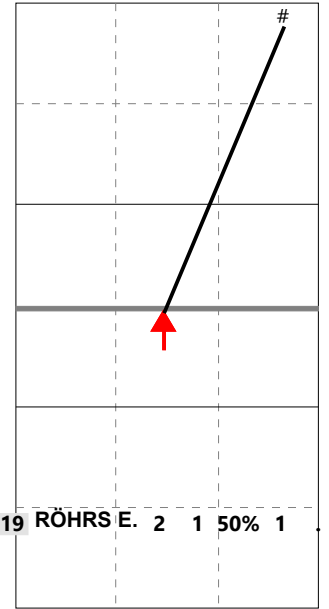
H: 63%(12) P: 11%(2) T: 26%(5)



H: 82%(14) P: 6%(1) T: 12%(2)



H: 33%(1) P: 33%(1) T: 33%(1)

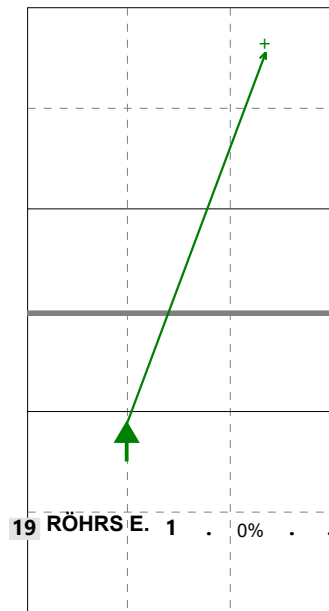


H: 50%(1) P: (0) T: 50%(1)

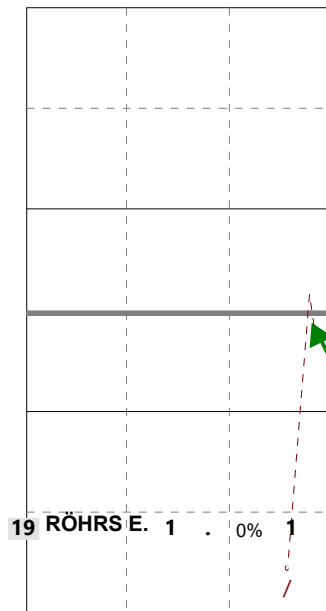
XR Ind *E% N # #% = /
5 . 1 0 0% 0 0

X6 Ind *E% N # #% = /
. -100 1 0 0% 0 1

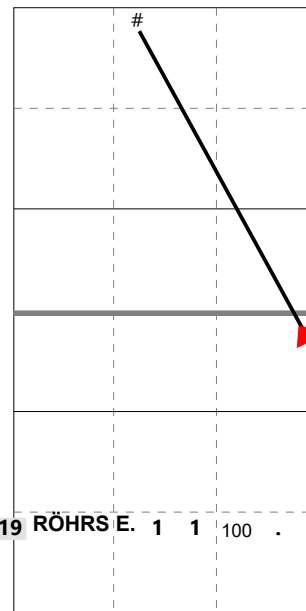
V6 Ind *E% N # #% = /
10 100 1 1 100 0 0



H: 100%(1) P: (0) T: (0)



H: 100%(1) P: (0) T: (0)



H: 100%(1) P: (0) T: (0)

