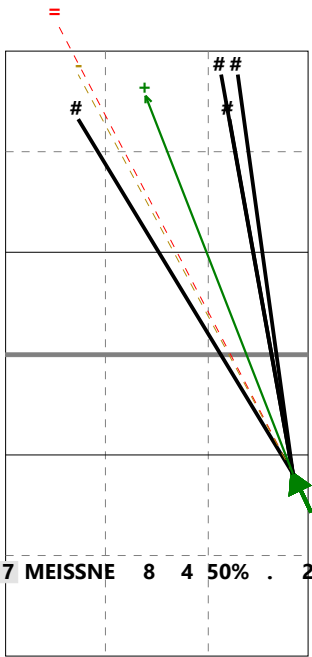


# Total Direction Chart analysis - 20UtokD

(3) AUT99, SWEJM, ROM20

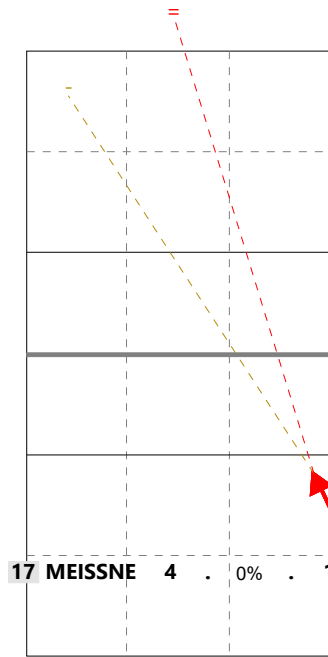
Germany Ech U20 | 17 MEISSNER J. | Attack

**X8** Ind \*E% N # #% = /  
6 25% 8 4 50% 2 0



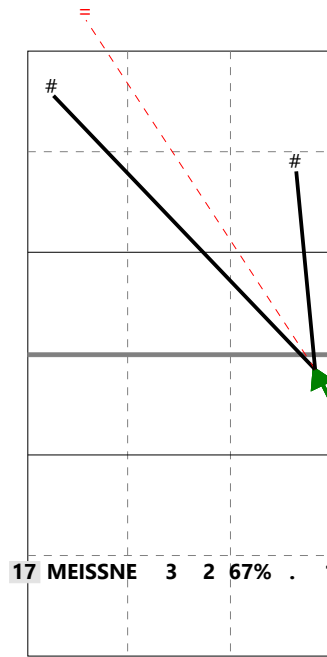
H: 88%(7) P: (0) T: 12%(1)

**V8** Ind \*E% N # #% = /  
4 -25 4 0 0% 1 0



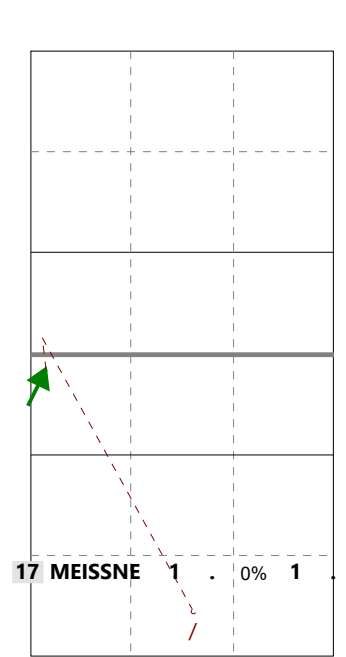
H: 50%(2) P: 50%(2) T: (0)

**X6** Ind \*E% N # #% = /  
7 33% 3 2 67% 1 0



H: 100%(3) P: (0) T: (0)

**X5** Ind \*E% N # #% = /  
. -100 1 0 0% 0 1



H: 100%(1) P: (0) T: (0)

