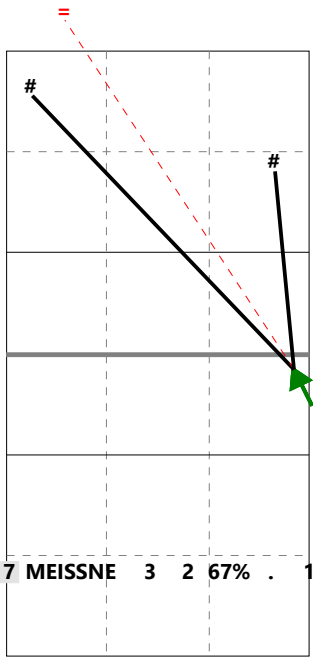


Total Direction Chart analysis - 11UtokD

(3) AUT99, SWEJM, ROM20

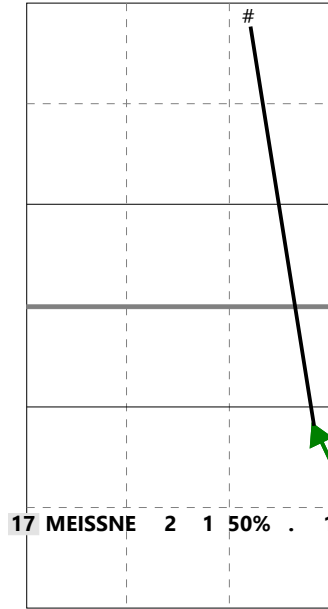
Germany Ech U20 | 17 MEISSNER J. | Atk after Rec

X6 Ind *E% N # #% = /
7 33% 3 2 67% 1 0



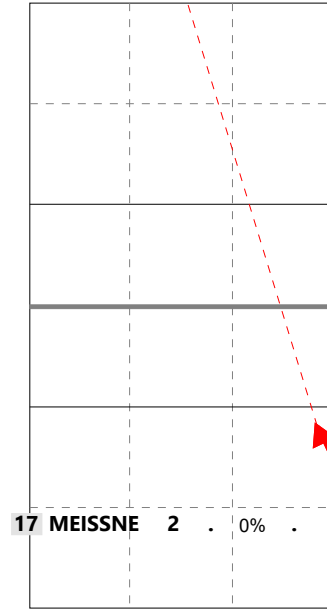
H: 100%(3) P: (0) T: (0)

X8 Ind *E% N # #% = /
5 . 2 1 50% 1 0



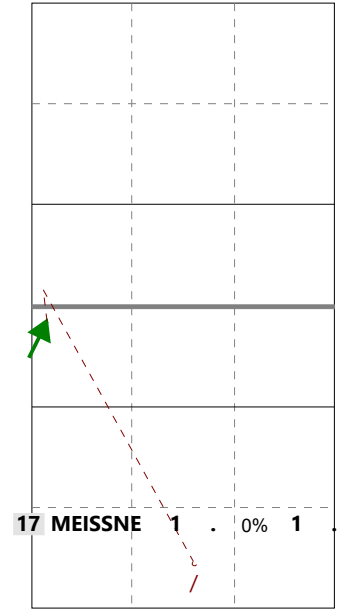
H: 50%(1) P: (0) T: 50%(1)

V8 Ind *E% N # #% = /
2 -50 2 0 0% 1 0



H: 50%(1) P: 50%(1) T: (0)

X5 Ind *E% N # #% = /
. -100 1 0 0% 0 1



H: 100%(1) P: (0) T: (0)

