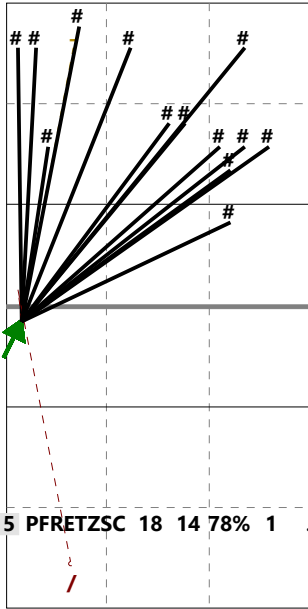


Total Direction Chart analysis - 20UtokD

(3) AUT99, SWEJM, ROM20

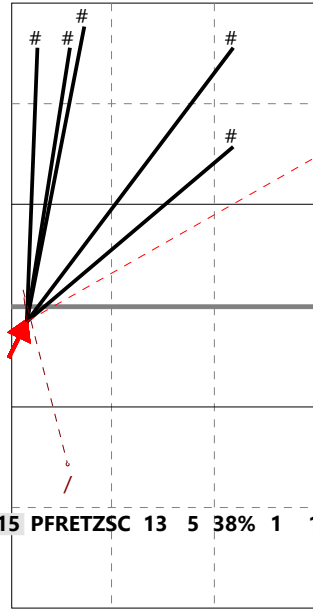
Germany Ech U20 | 15 PFRETZSCHNER L. | Attack

X5 Ind *E% N # #% = /
9 72% 18 14 78% 0 1



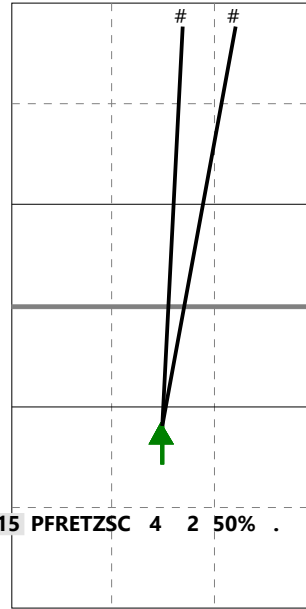
H: 83%(15) P: 6%(1) T: 11%(2)

V5 Ind *E% N # #% = /
6 23% 13 5 38% 1 1



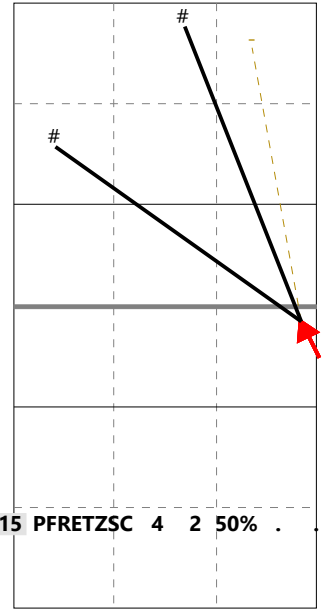
H: 54%(7) P: 31%(4) T: 15%(2)

XP Ind *E% N # #% = /
8 50% 4 2 50% 0 0



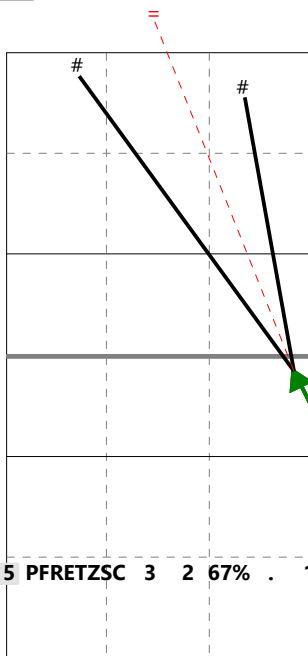
H: 50%(2) P: 25%(1) T: 25%(1)

V6 Ind *E% N # #% = /
8 50% 4 2 50% 0 0



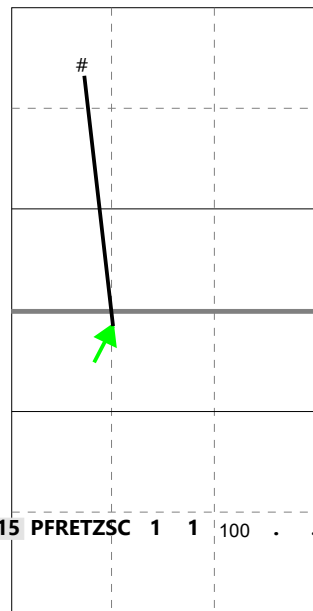
H: 75%(3) P: 25%(1) T: (0)

X6 Ind *E% N # #% = /
7 33% 3 2 67% 1 0



H: 100%(3) P: (0) T: (0)

X9 Ind *E% N # #% = /
10 100 1 1 100 0 0



H: 100%(1) P: (0) T: (0)

