

# Total Direction Chart analysis - 11UtokD

(3) AUT99, SWEJM, ROM20

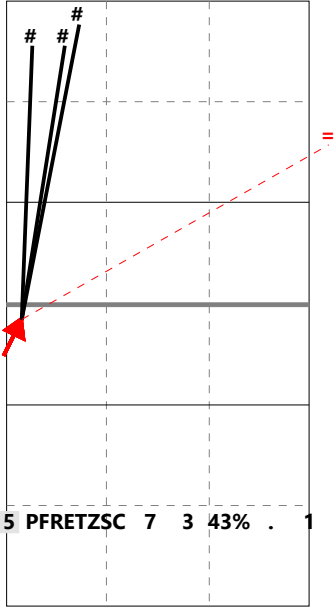
Germany Ech U20 | 15 PFRETZSCHNER L. | Atk after Rec

V5	Ind	*E%	N	#	##	=	/
	6	29%	7	3	43%	1	0

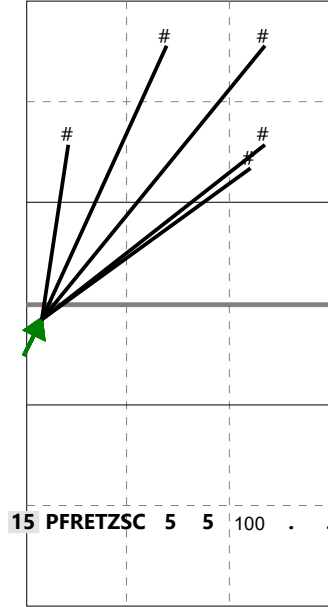
X5	Ind	*E%	N	#	##	=	/
	10	100%	5	5	100%	0	0

V6	Ind	*E%	N	#	##	=	/
	8	67%	3	2	67%	0	0

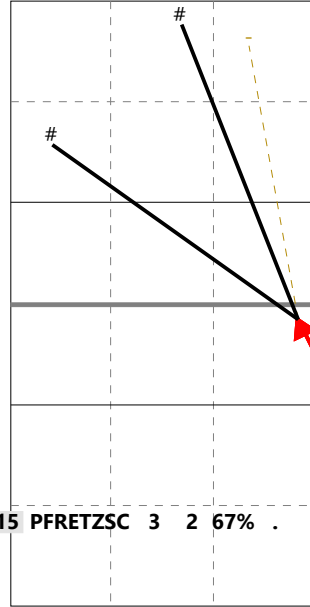
X6	Ind	*E%	N	#	##	=	/
	5	.	2	1	50%	1	0



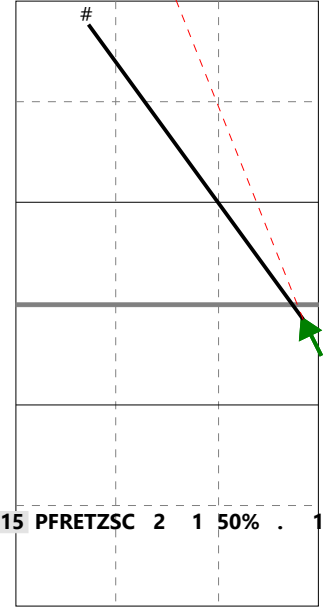
H: 57%(4) P: 43%(3) T: (0)



H: 100%(5) P: (0) T: (0)



H: 100%(3) P: (0) T: (0)



H: 100%(2) P: (0) T: (0)

