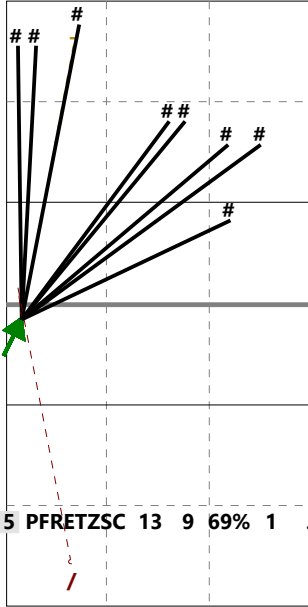


Total Direction Chart analysis - 12UtokD

(3) AUT99, SWEJM, ROM20

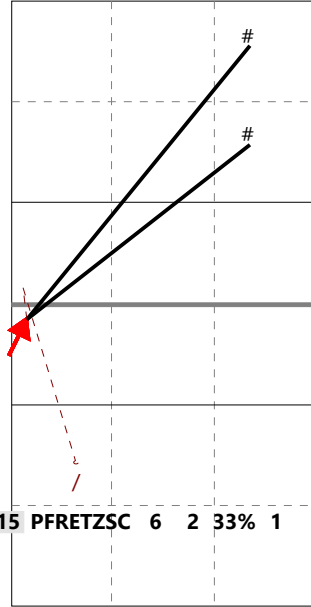
Germany Ech U20 | 15 PFRETZSCHNER L. | Transition

X5 Ind *E% N # #% = /
8 62% 13 9 69% 0 1



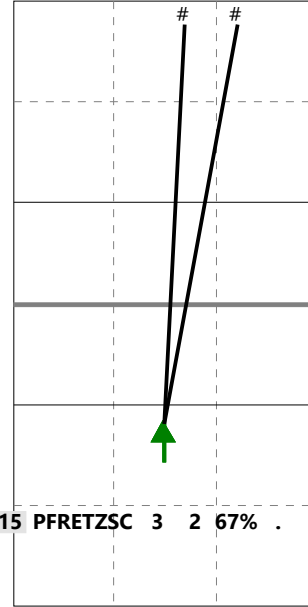
H: 77%(10) P: 8%(1) T: 15%(2)

V5 Ind *E% N # #% = /
6 17% 6 2 33% 0 1



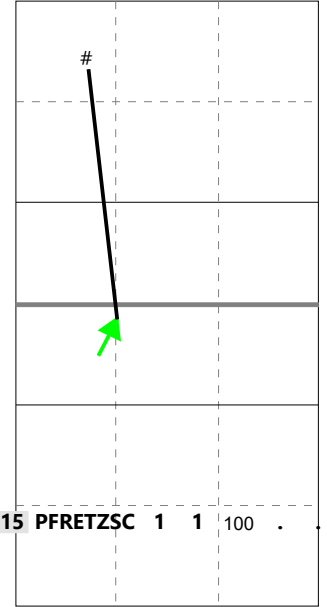
H: 50%(3) P: 17%(1) T: 33%(2)

XP Ind *E% N # #% = /
8 67% 3 2 67% 0 0



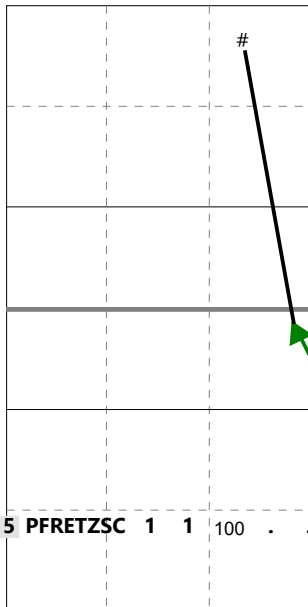
H: 67%(2) P: (0) T: 33%(1)

X9 Ind *E% N # #% = /
10 100 1 1 100 0 0



H: 100%(1) P: (0) T: (0)

X6 Ind *E% N # #% = /
10 100 1 1 100 0 0



H: 100%(1) P: (0) T: (0)

