

Total Direction Chart analysis - 20UtokD

(3) AUT99, SWEJM, ROM20

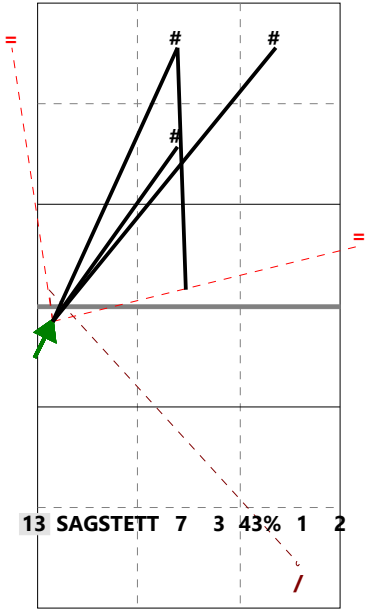
Germany Ech U20 | 13 SAGSTETTER J. | Attack

X5 Ind *E% N # #% = /
5 . 7 3 43% 2 1

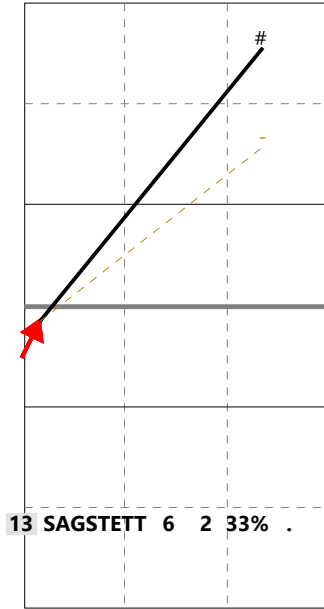
V5 Ind *E% N # #% = /
6 33% 6 2 33% 0 0

XP Ind *E% N # #% = /
. -100 1 0 0% 1 0

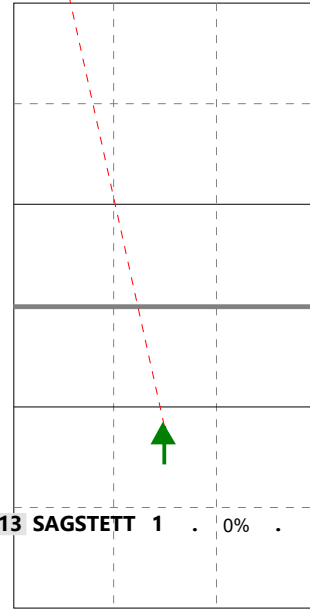
XR Ind *E% N # #% = /
10 100 1 1 100 0 0



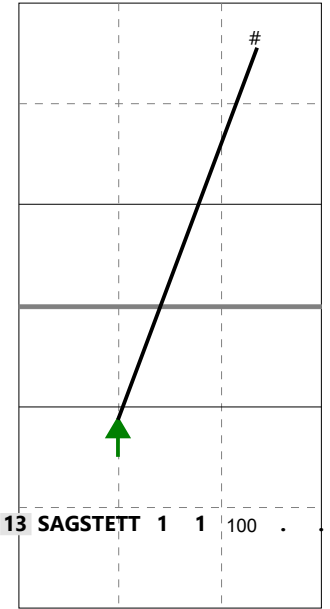
H: 86%(6) P: 14%(1) T: (0)



H: 33%(2) P: 33%(2) T: 33%(2)

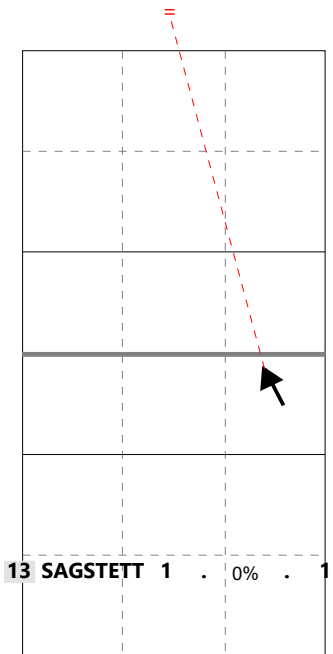


H: 100%(1) P: (0) T: (0)



H: 100%(1) P: (0) T: (0)

V4 Ind *E% N # #% = /
. -100 1 0 0% 1 0



H: 100%(1) P: (0) T: (0)

