

Total Direction Chart analysis - 11UtokD

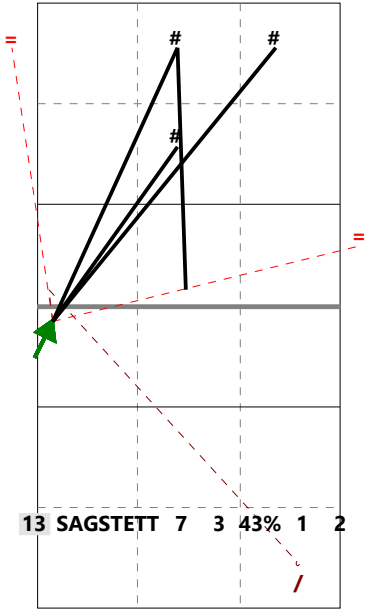
(3) AUT99, SWEJM, ROM20

Germany Ech U20 | 13 SAGSTETTER J. | Atk after Rec

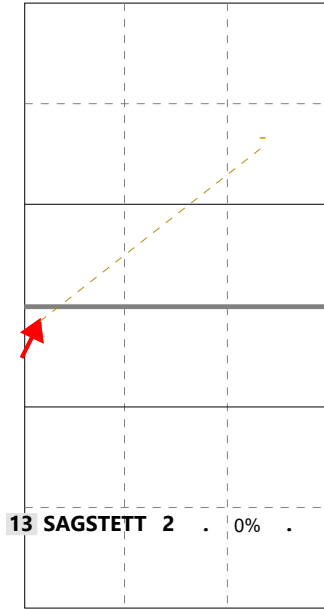
X5 Ind *E% N # #% = /
5 . 7 3 43% 2 1

V5 Ind *E% N # #% = /
5 . 2 0 0% 0 0

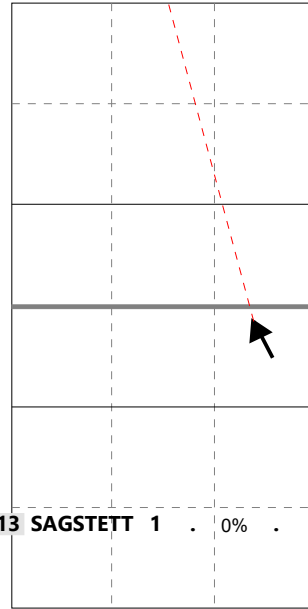
V4 Ind *E% N # #% = /
. -100 1 0 0% 1 0



H: 86%(6) P: 14%(1) T: (0)



H: 50%(1) P: 50%(1) T: (0)



H: 100%(1) P: (0) T: (0)

