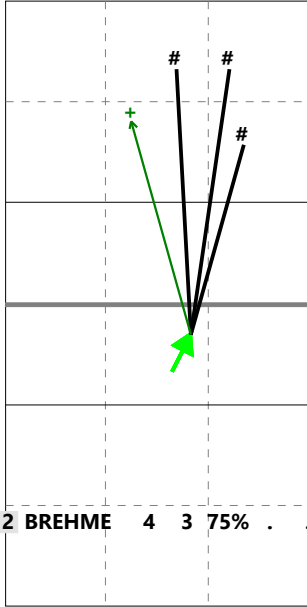


Total Direction Chart analysis - 20UtokD

(3) AUT99, SWEJM, ROM20

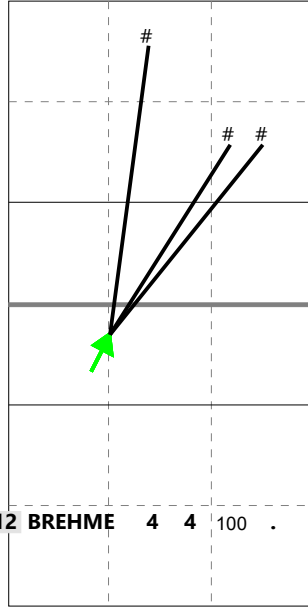
Germany Ech U20 | 12 BREHME A. | Attack

X1 Ind *E% N # #% = /
9 75% 4 3 75% 0 0



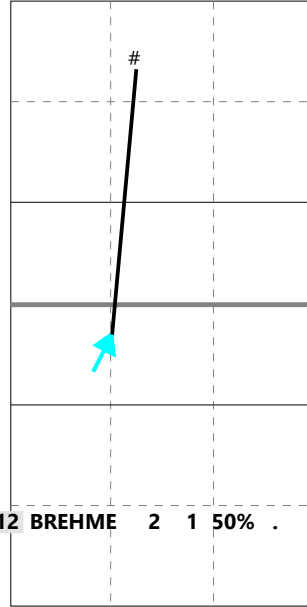
H: 100%(4) P: (0) T: (0)

X7 Ind *E% N # #% = /
10 100 4 4 100 0 0



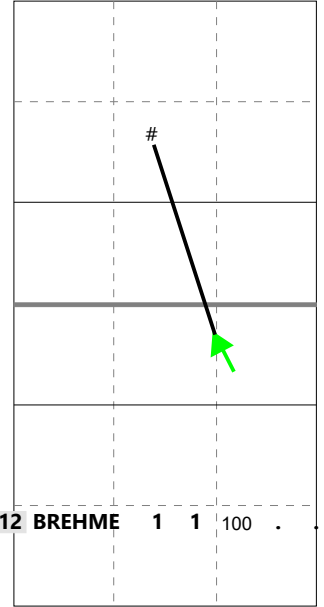
H: 75%(3) P: (0) T: 25%(1)

XX Ind *E% N # #% = /
8 50% 2 1 50% 0 0



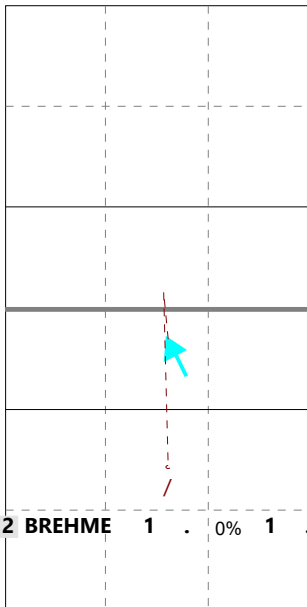
H: 50%(1) P: (0) T: 50%(1)

X2 Ind *E% N # #% = /
10 100 1 1 100 0 0



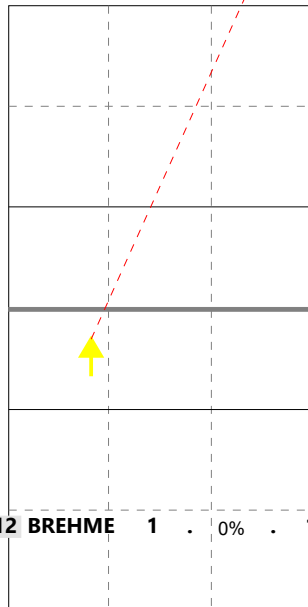
H: 100%(1) P: (0) T: (0)

XW Ind *E% N # #% = /
. -100 1 0 0% 0 1



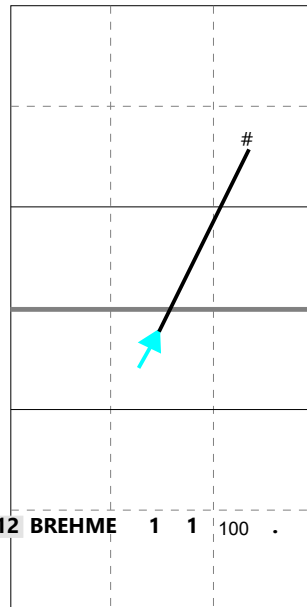
H: 100%(1) P: (0) T: (0)

XL Ind *E% N # #% = /
. -100 1 0 0% 1 0



H: 100%(1) P: (0) T: (0)

XH Ind *E% N # #% = /
10 100 1 1 100 0 0



H: 100%(1) P: (0) T: (0)

