

Total Direction Chart analysis - 19UtokD

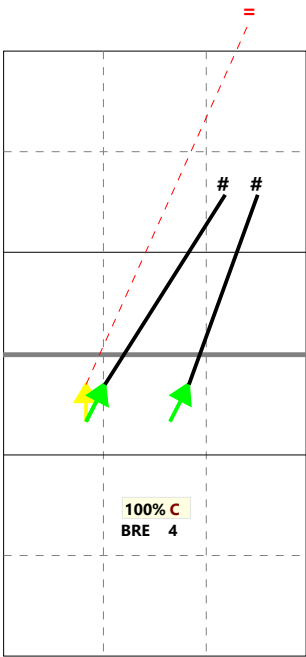
(3) AUT99, SWEJM, ROM20

Germany Ech U20 | 12 BREHME A. | Atk after Rec | Rotation detail

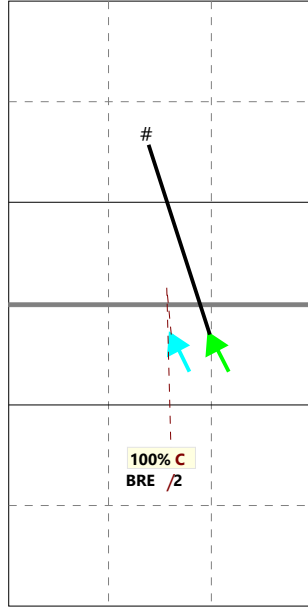
S1 Ind *E% N # #% = /
8 50% 4 3 75% 1 0

S6 Ind *E% N # #% = /
5 . 2 1 50% 0 1

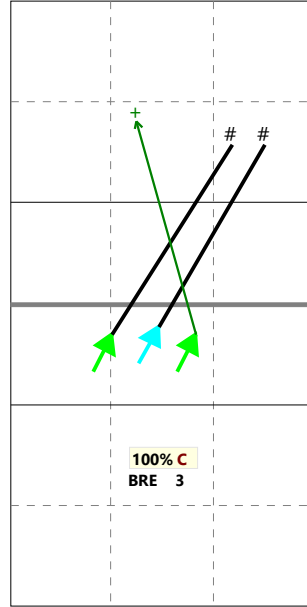
S2 Ind *E% N # #% = /
8 67% 3 2 67% 0 0



H: 75%(3) P: (0) T: 25%(1)



H: 100%(2) P: (0) T: (0)



H: 100%(3) P: (0) T: (0)

