

Total Direction Chart analysis - 12UtokD

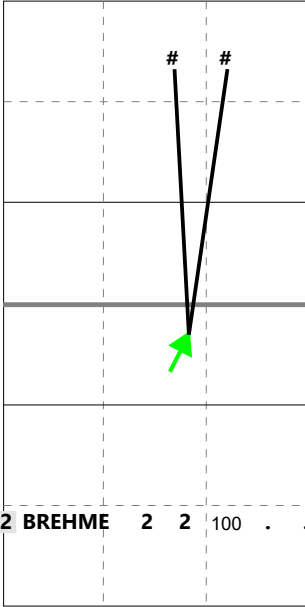
(3) AUT99, SWEJM, ROM20

Germany Ech U20 | 12 BREHME A. | Transition

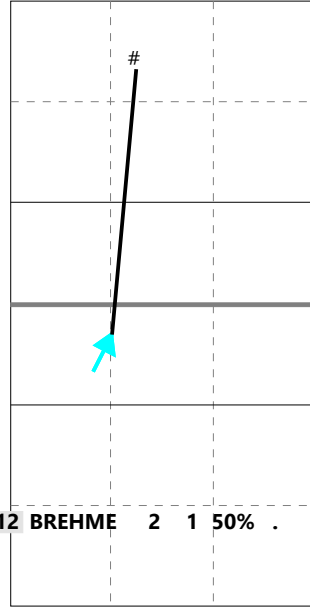
X1 Ind *E% N # #% = /
10 100 2 2 100 0 0

XX Ind *E% N # #% = /
8 50% 2 1 50% 0 0

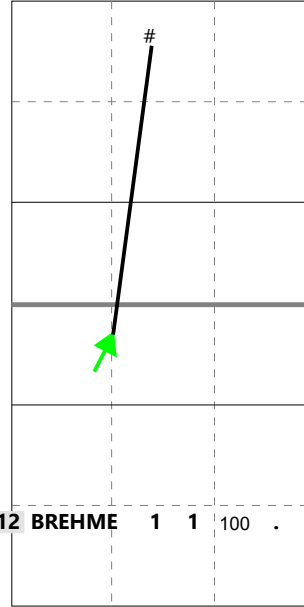
X7 Ind *E% N # #% = /
10 100 1 1 100 0 0



H: 100%(2) P: (0) T: (0)



H: 50%(1) P: (0) T: 50%(1)



H: 100%(1) P: (0) T: (0)

