

# Total Direction Chart analysis - Untitled

(3) CZE, POL, RUS

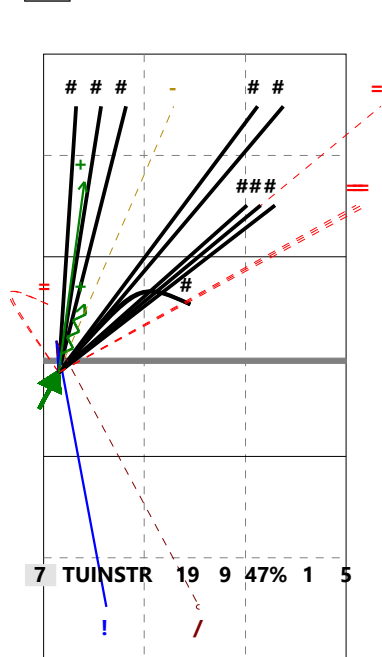
Netherlands | 7 TUINSTR A B. | Attack

**X5** Ind \*E% N # #% = /  
6 16% 19 9 47% 5 1

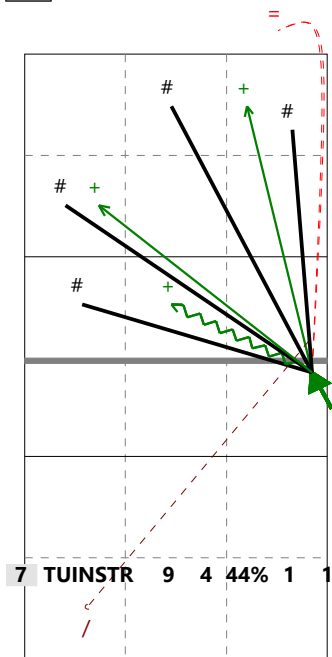
**X6** Ind \*E% N # #% = /  
6 22% 9 4 44% 1 1

**V5** Ind \*E% N # #% = /  
4 11% 9 2 22% 1 0

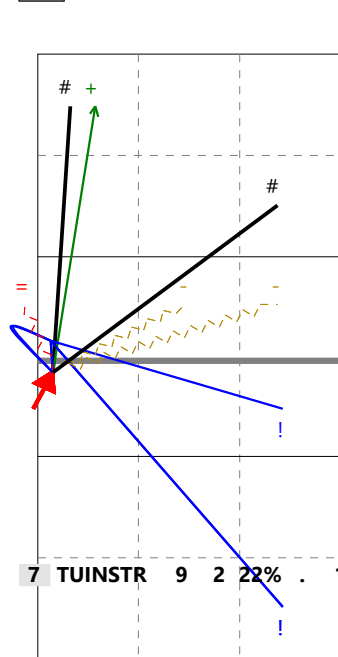
**V6** Ind \*E% N # #% = /  
4 . 6 2 33% 1 1



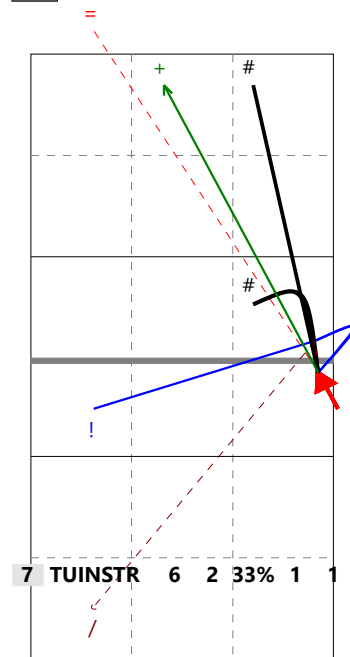
H: 84%(16) P: 5%(1) T: 11%(2)



H: 78%(7) P: 11%(1) T: 11%(1)



H: 56%(5) P: 33%(3) T: 11%(1)



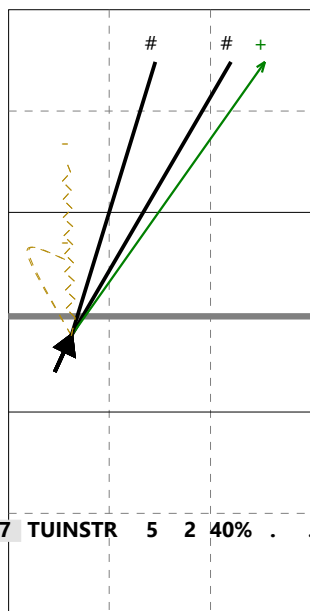
H: 67%(4) P: (0) T: 33%(2)

**V9** Ind \*E% N # #% = /  
7 40% 5 2 40% 0 0

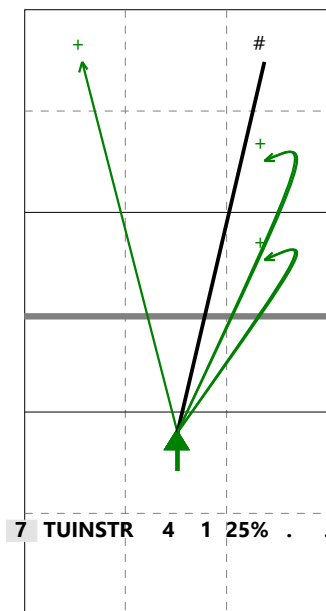
**XP** Ind \*E% N # #% = /  
6 25% 4 1 25% 0 0

**V4** Ind \*E% N # #% = /  
5 . 4 0 0% 0 0

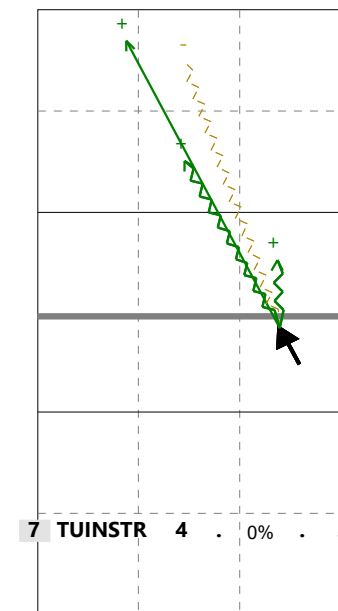
**XR** Ind \*E% N # #% = /  
. -100 1 0 0% 1 0



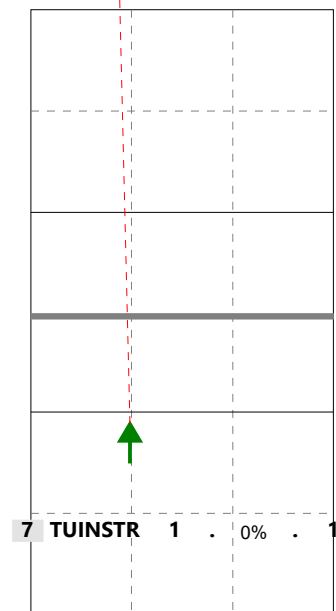
H: 60%(3) P: 20%(1) T: 20%(1)



H: 50%(2) P: (0) T: 50%(2)



H: 25%(1) P: 75%(3) T: (0)

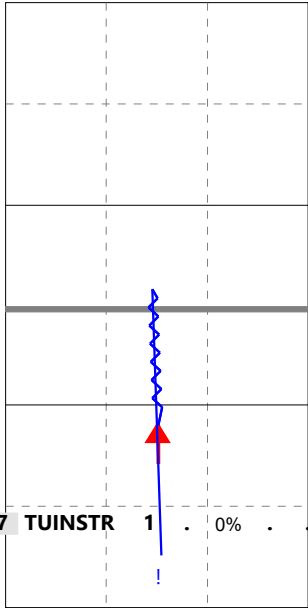


H: 100%(1) P: (0) T: (0)



# Total Direction Chart analysis - Untitled

VP	Ind	*E%	N	#	#%	=	/
	.	.	1	0	0%	0	0



H: (0) P: 100%(1) T: (0)

