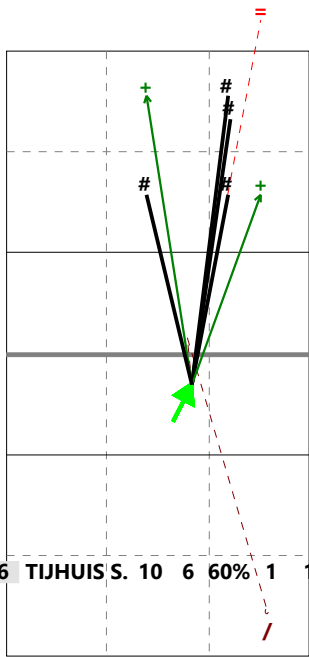


Total Direction Chart analysis - 11UtokD

(3) CZE, POL, RUS

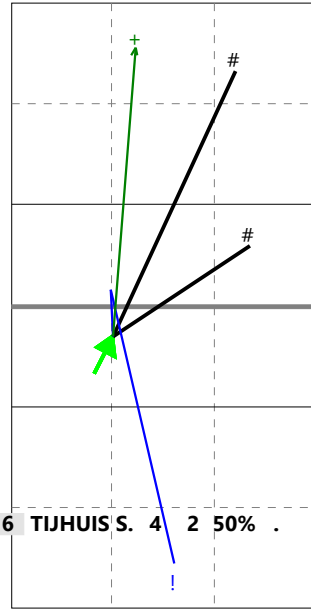
Netherlands | 6 TIJHUIS S. | Atk after Rec

X1 Ind *E% N # #% = /
7 40% 10 6 60% 1 1



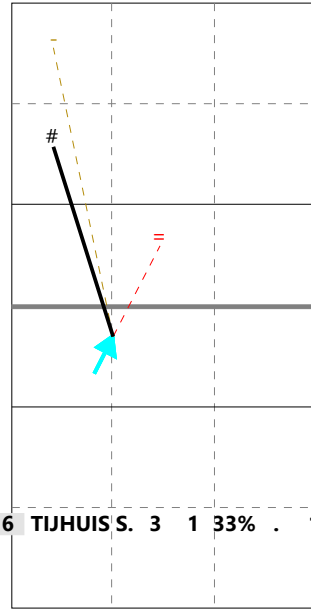
H: 80%(8) P: (0) T: 20%(2)

X7 Ind *E% N # #% = /
6 50% 4 2 50% 0 0



H: 100%(4) P: (0) T: (0)

XX Ind *E% N # #% = /
5 . 3 1 33% 1 0



H: 100%(3) P: (0) T: (0)

