

Total Direction Chart analysis - 11UtokD

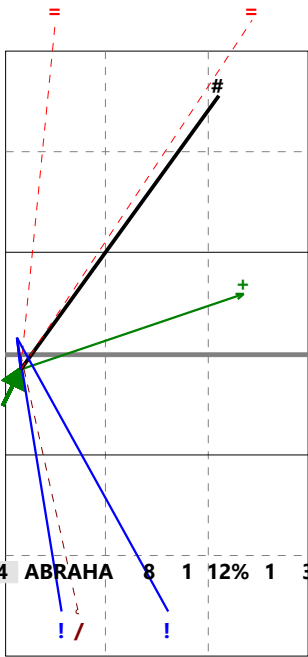
(3) CZE, POL, RUS

Netherlands | 4 ABRAHAM C. | Atk after Rec

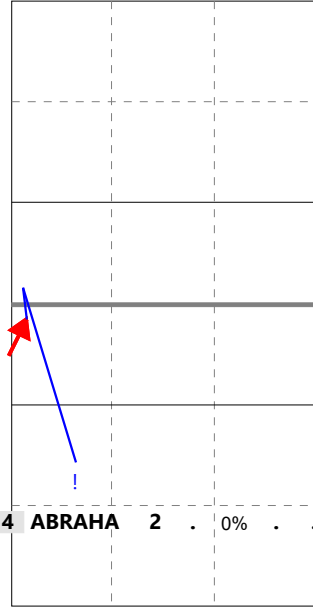
X5 Ind *E% N # #% = /
2 -38 8 1 12% 3 1

V5 Ind *E% N # #% = /
2 . 2 0 0% 0 0

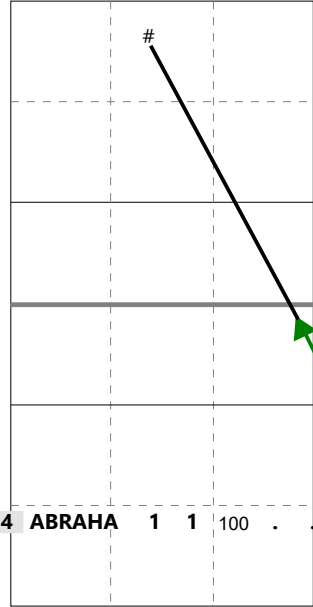
X6 Ind *E% N # #% = /
10 100 1 1 100 0 0



H: 88%(7) P: (0) T: 12%(1)



H: 50%(1) P: (0) T: 50%(1)



H: 100%(1) P: (0) T: (0)

