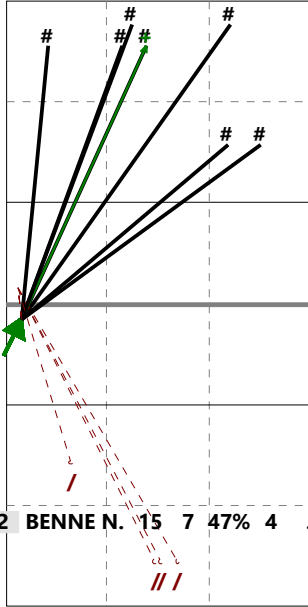


Total Direction Chart analysis - 11UtokD

(3) CZE, POL, RUS

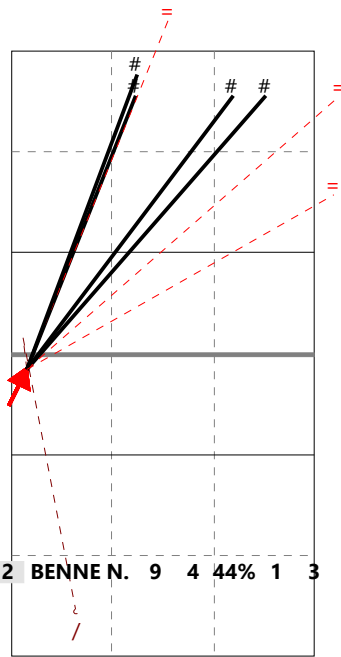
Netherlands | 2 BENNE N. | Atk after Rec

X5 Ind *E% N # #% = /
6 20% 15 7 47% 0 4



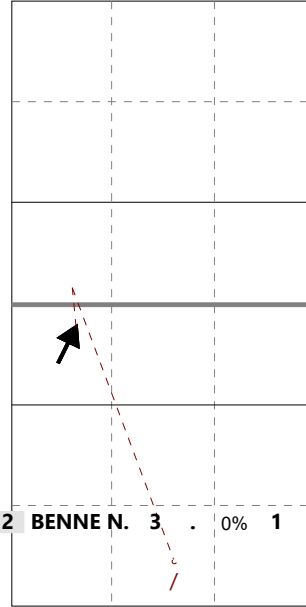
H: 80%(12) P: 7%(1) T: 13%(2)

V5 Ind *E% N # #% = /
5 . 9 4 44% 3 1



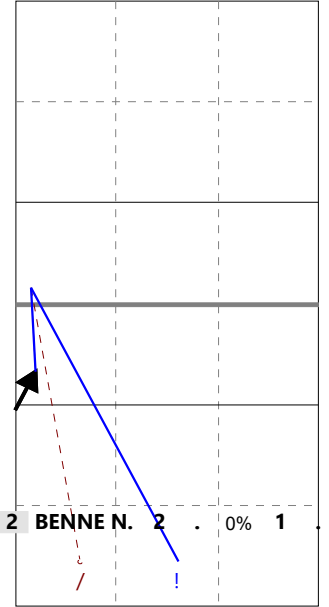
H: 89%(8) P: 11%(1) T: (0)

V9 Ind *E% N # #% = /
2 -33 3 0 0% 0 1



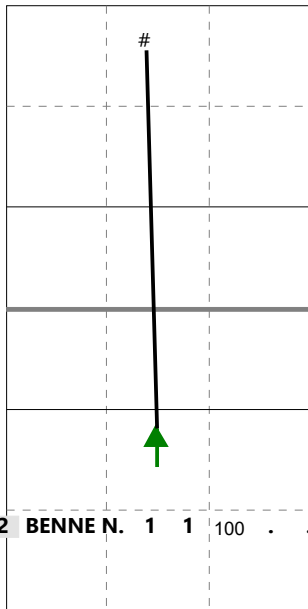
H: 33%(1) P: (0) T: 67%(2)

VF Ind *E% N # #% = /
. -50 2 0 0% 0 1



H: 100%(2) P: (0) T: (0)

XP Ind *E% N # #% = /
10 100 1 1 100 0 0



H: 100%(1) P: (0) T: (0)

