

Total Direction Chart analysis - Untitled

(3) CZE, POL, RUS

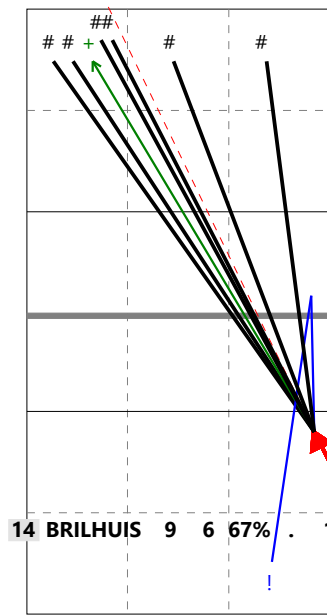
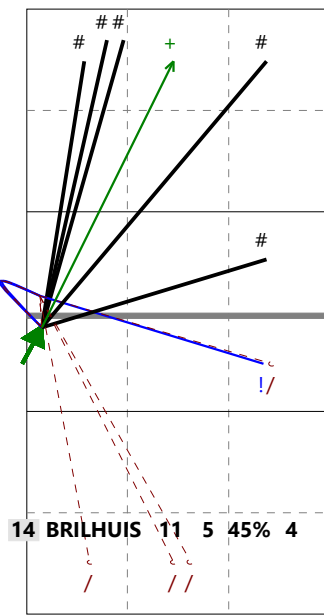
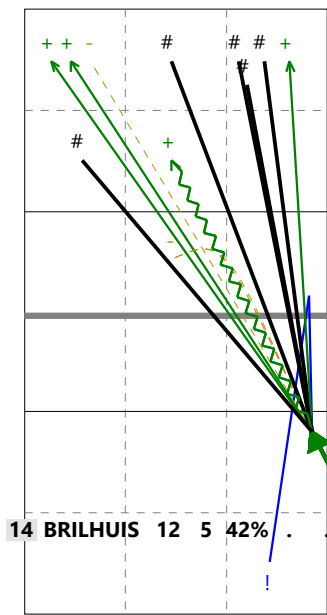
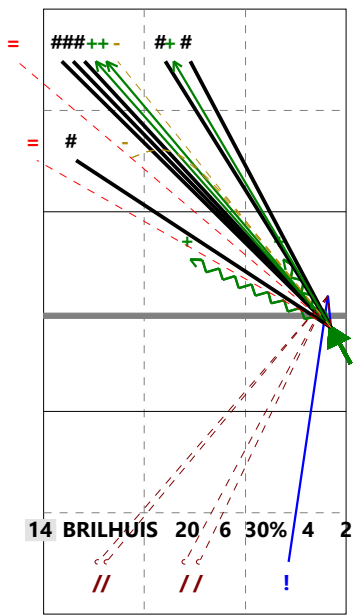
Netherlands | 14 BRILHUIS M. | Attack

X6 Ind *E% N # #% = /
5 . 20 6 30% 2 4

X8 Ind *E% N # #% = /
7 42% 12 5 42% 0 0

X5 Ind *E% N # #% = /
5 9% 11 5 45% 0 4

V8 Ind *E% N # #% = /
7 56% 9 6 67% 1 0



H: 85%(17) P: 10%(2) T: 5%(1)

H: 83%(10) P: 8%(1) T: 8%(1)

H: 82%(9) P: (0) T: 18%(2)

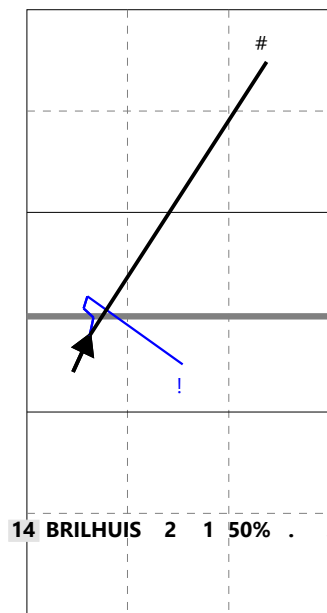
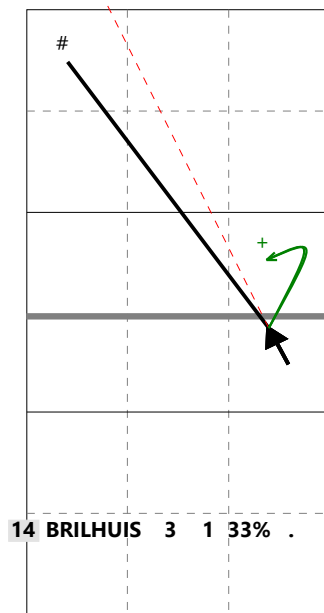
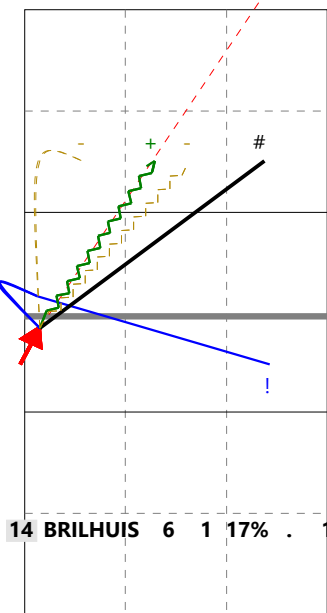
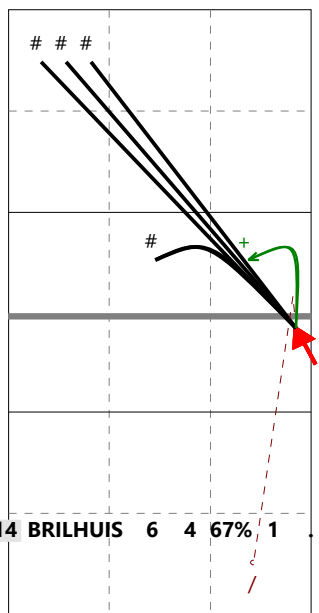
H: 100%(9) P: (0) T: (0)

V6 Ind *E% N # #% = /
8 50% 6 4 67% 0 1

V5 Ind *E% N # #% = /
4 . 6 1 17% 1 0

V4 Ind *E% N # #% = /
5 . 3 1 33% 1 0

V9 Ind *E% N # #% = /
5 50% 2 1 50% 0 0



H: 67%(4) P: (0) T: 33%(2)

H: 33%(2) P: 33%(2) T: 33%(2)

H: 67%(2) P: (0) T: 33%(1)

H: 50%(1) P: 50%(1) T: (0)



Total Direction Chart analysis - Untitled

