

# Total Direction Chart analysis - 12UtokD

(3) CZE, POL, RUS

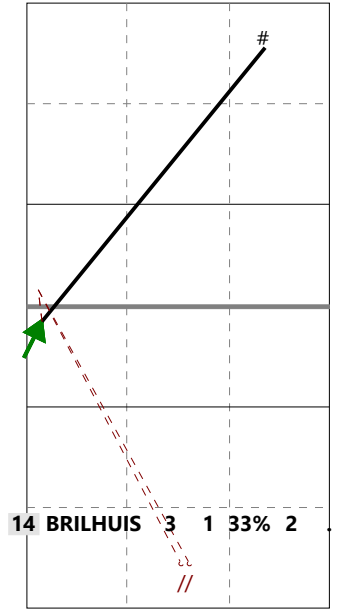
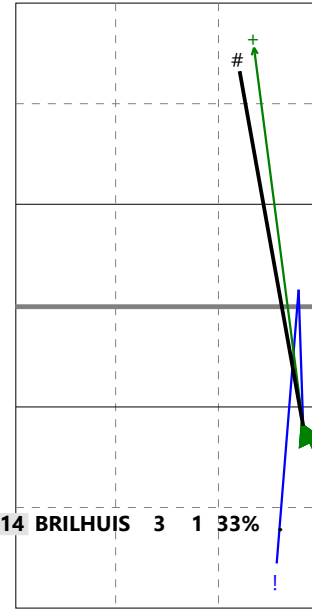
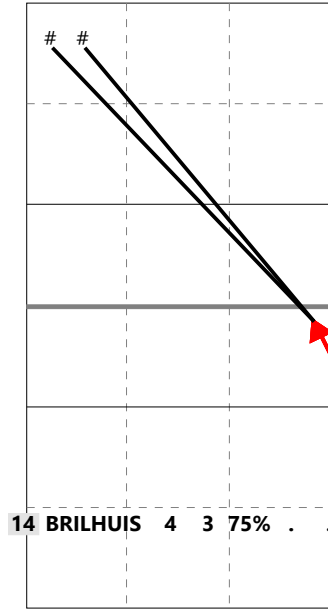
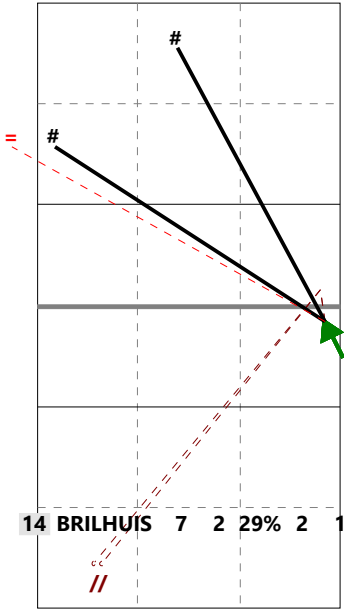
## Netherlands | 14 BRILHUIS M. | Transition

**X6** Ind \*E% N # #% = /  
4 -14 7 2 29% 1 2

**V6** Ind \*E% N # #% = /  
9 75% 4 3 75% 0 0

**X8** Ind \*E% N # #% = /  
5 33% 3 1 33% 0 0

**X5** Ind \*E% N # #% = /  
3 -33 3 1 33% 0 2



**H: 71%(5)** P: 14%(1) T: 14%(1)

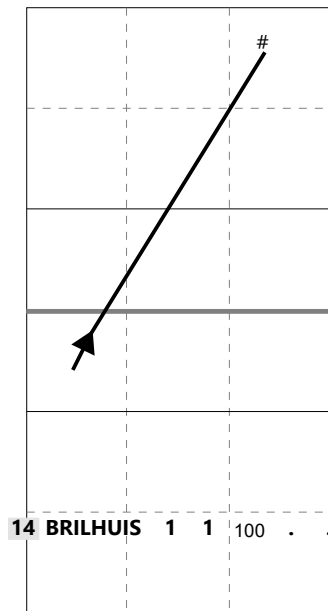
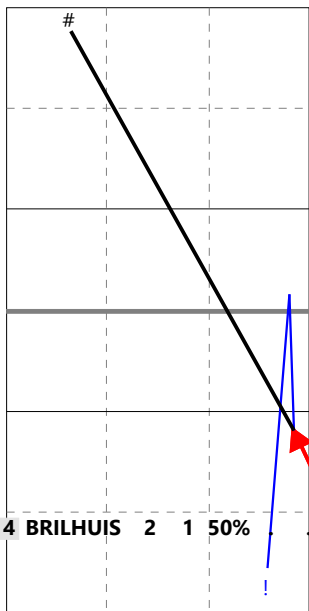
**H: 50%(2)** P: (0) T: 50%(2)

**H: 100%(3)** P: (0) T: (0)

**H: 100%(3)** P: (0) T: (0)

**V8** Ind \*E% N # #% = /  
5 50% 2 1 50% 0 0

**V9** Ind \*E% N # #% = /  
10 100 1 1 100 0 0



**H: 100%(2)** P: (0) T: (0)

**H: 100%(1)** P: (0) T: (0)

