

Total Direction Chart analysis - 11UtokD

(3) CZE, POL, RUS

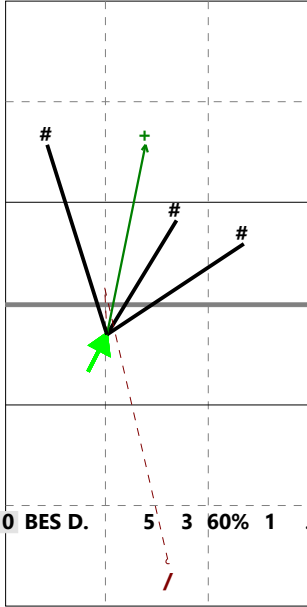
Netherlands | 10 BES D. | Atk after Rec

X7 Ind *E% N # #% = /
7 40% 5 3 60% 0 1

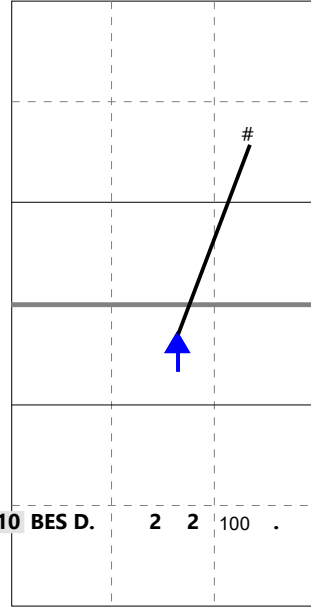
XM Ind *E% N # #% = /
10 100 2 2 100 0 0

XH Ind *E% N # #% = /
10 100 1 1 100 0 0

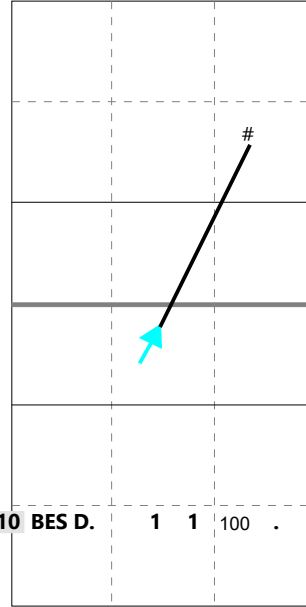
XW Ind *E% N # #% = /
. -100 1 0 0% 0 1



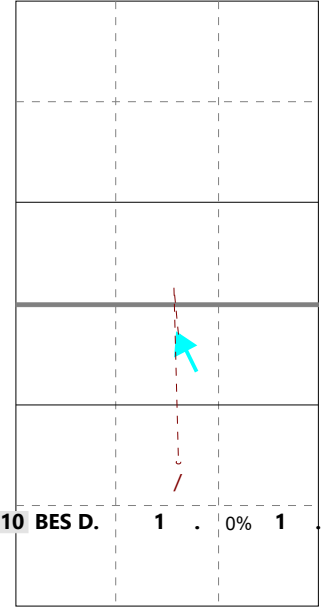
H: 100%(5) P: (0) T: (0)



H: 50%(1) P: (0) T: 50%(1)

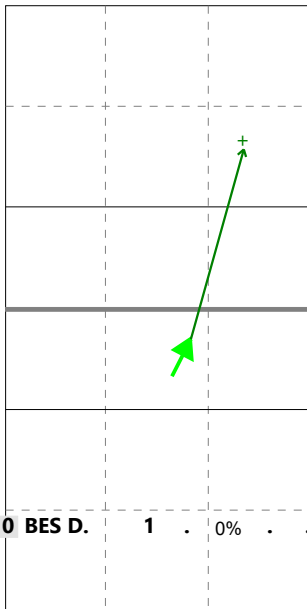


H: 100%(1) P: (0) T: (0)



H: 100%(1) P: (0) T: (0)

X1 Ind *E% N # #% = /
5 . 1 0 0% 0 0



H: 100%(1) P: (0) T: (0)

