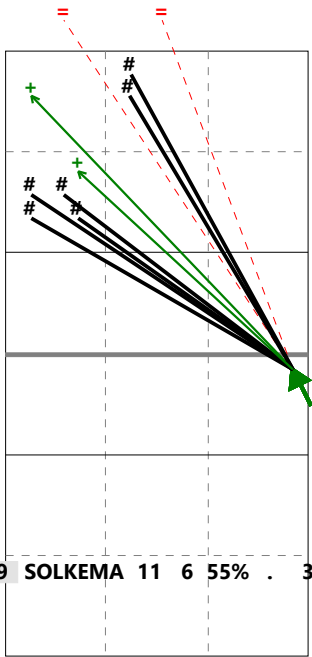


# Total Direction Chart analysis - 20UtokD

(2) BEL20, BEL20

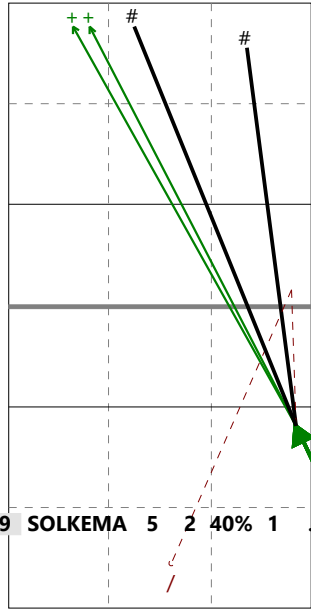
Netherlands | 9 SOLKEMA van R. | Attack

**X6** Ind \*E% N # #% = /  
6 27% 11 6 55% 3 0



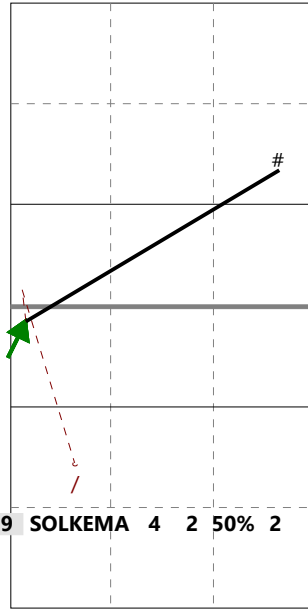
H: 91%(10) P: (0) T: 9%(1)

**X8** Ind \*E% N # #% = /  
6 20% 5 2 40% 0 1



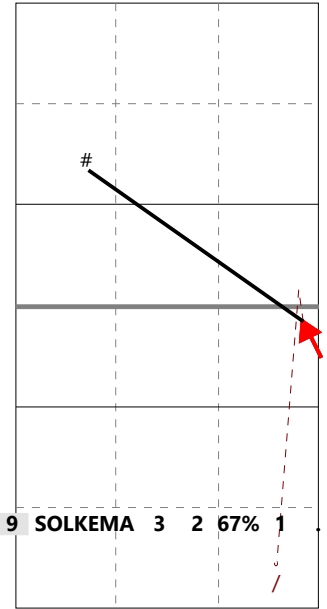
H: 100%(5) P: (0) T: (0)

**X5** Ind \*E% N # #% = /  
5 . 4 2 50% 0 2



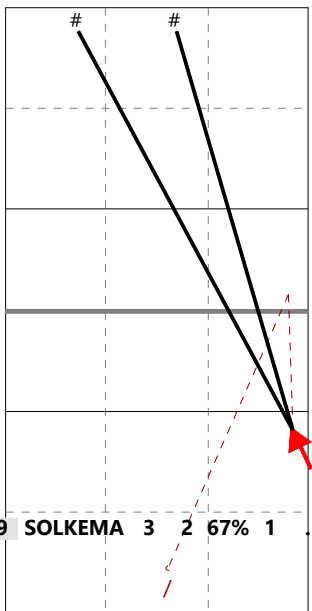
H: 50%(2) P: (0) T: 50%(2)

**V6** Ind \*E% N # #% = /  
7 33% 3 2 67% 0 1



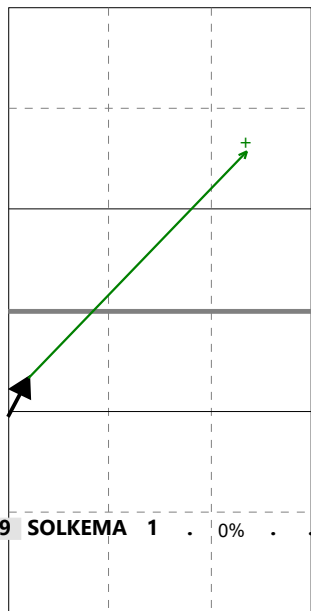
H: 67%(2) P: 33%(1) T: (0)

**V8** Ind \*E% N # #% = /  
7 33% 3 2 67% 0 1



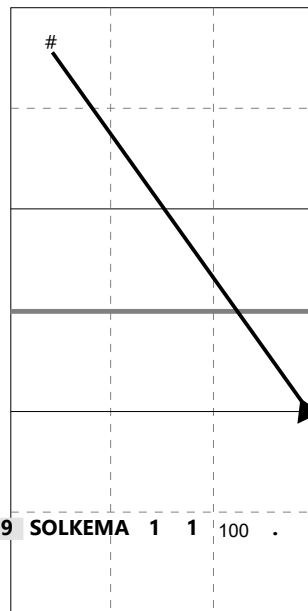
H: 100%(3) P: (0) T: (0)

**VF** Ind \*E% N # #% = /  
5 . 1 0 0% 0 0



H: 100%(1) P: (0) T: (0)

**VE** Ind \*E% N # #% = /  
10 100 1 1 100 0 0



H: 100%(1) P: (0) T: (0)

