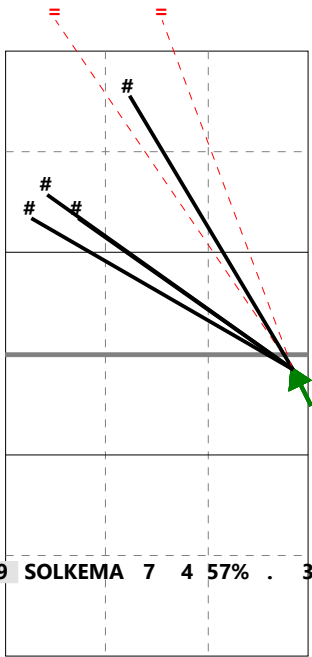


Total Direction Chart analysis - 11UtokD

(2) BEL20, BEL20

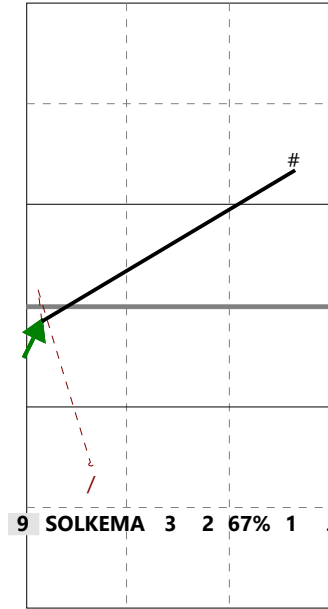
Netherlands | 9 SOLKEMA van R. | Atk after Rec

X6 Ind *E% N # #% = /
6 14% 7 4 57% 3 0



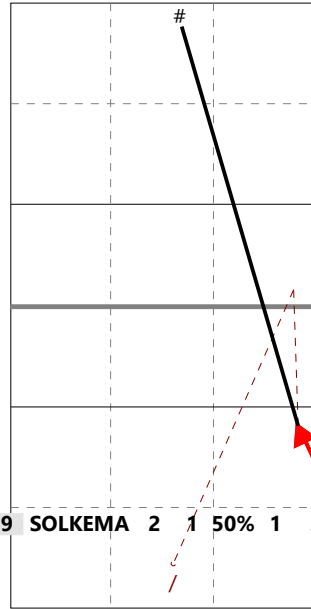
H: 86%(6) P: (0) T: 14%(1)

X5 Ind *E% N # #% = /
7 33% 3 2 67% 0 1



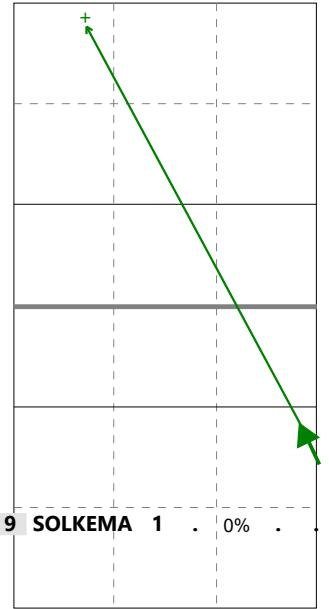
H: 67%(2) P: (0) T: 33%(1)

V8 Ind *E% N # #% = /
5 . 2 1 50% 0 1



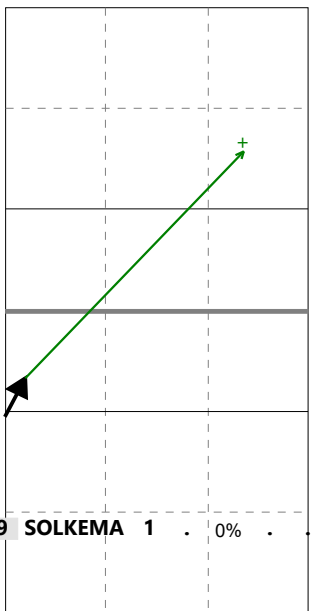
H: 100%(2) P: (0) T: (0)

X8 Ind *E% N # #% = /
5 . 1 0 0% 0 0



H: 100%(1) P: (0) T: (0)

VF Ind *E% N # #% = /
5 . 1 0 0% 0 0



H: 100%(1) P: (0) T: (0)

