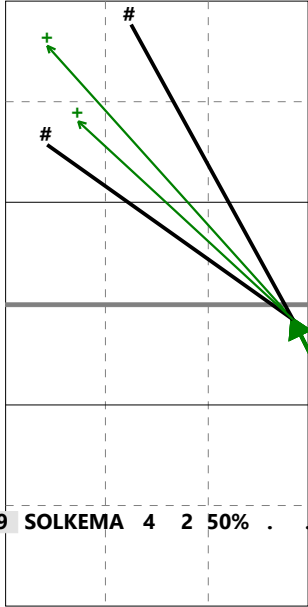


Total Direction Chart analysis - 12UtokD

(2) BEL20, BEL20

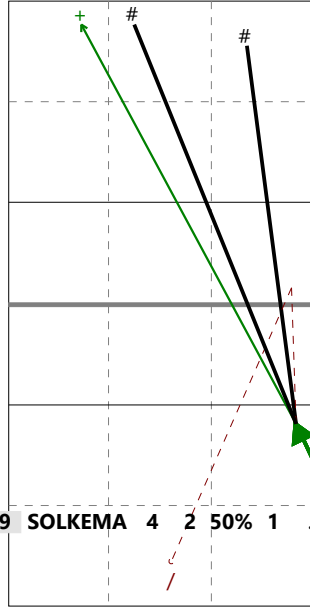
Netherlands | 9 SOLKEMA van R. | Transition

X6 Ind *E% N # #% = /
8 50% 4 2 50% 0 0



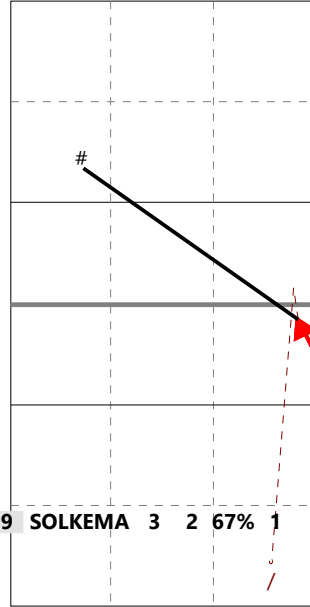
H: 100%(4) P: (0) T: (0)

X8 Ind *E% N # #% = /
6 25% 4 2 50% 0 1



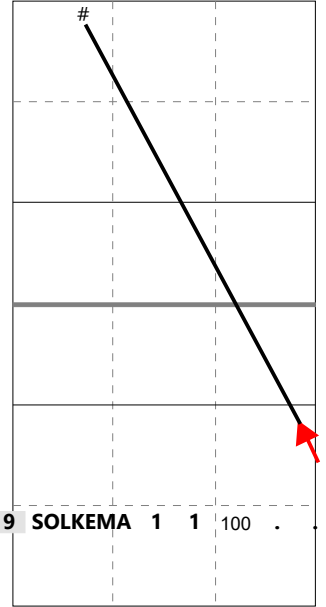
H: 100%(4) P: (0) T: (0)

V6 Ind *E% N # #% = /
7 33% 3 2 67% 0 1



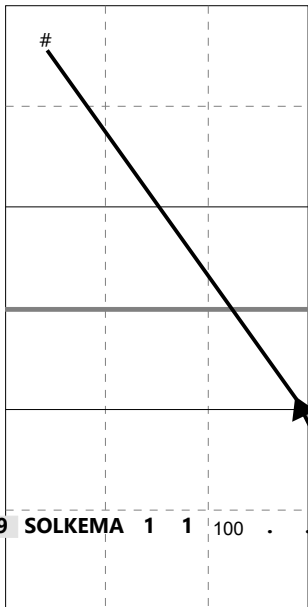
H: 67%(2) P: 33%(1) T: (0)

V8 Ind *E% N # #% = /
10 100 1 1 100 0 0



H: 100%(1) P: (0) T: (0)

VE Ind *E% N # #% = /
10 100 1 1 100 0 0



H: 100%(1) P: (0) T: (0)

