

Total Direction Chart analysis - 20UtokD

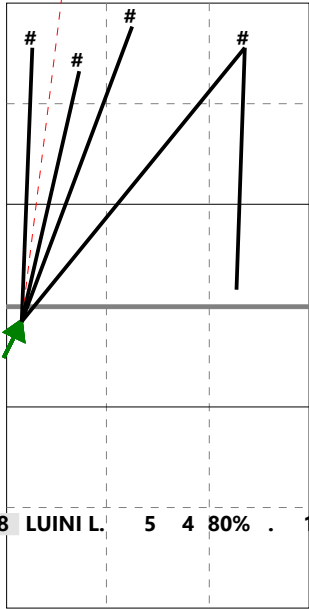
(2) BEL20, BEL20

Netherlands | 8 LUINI L. | Attack

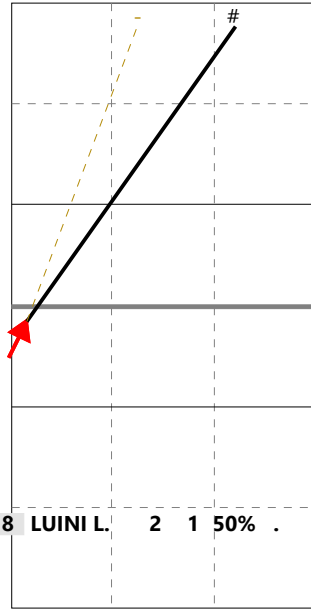
X5 Ind *E% N # #% = /
8 60% 5 4 80% 1 0

V5 Ind *E% N # #% = /
8 50% 2 1 50% 0 0

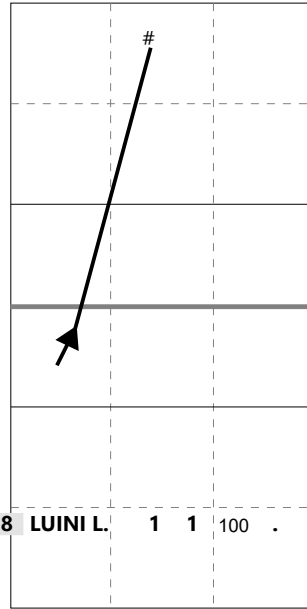
V9 Ind *E% N # #% = /
10 100 1 1 100 0 0



H: 100%(5) P: (0) T: (0)



H: 100%(2) P: (0) T: (0)



H: 100%(1) P: (0) T: (0)

