

Total Direction Chart analysis - 11UtokD

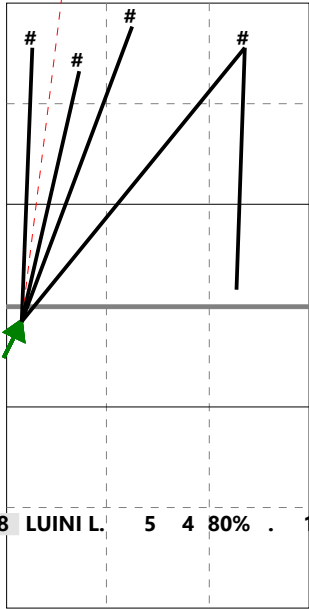
(2) BEL20, BEL20

Netherlands | 8 LUINI L. | Atk after Rec

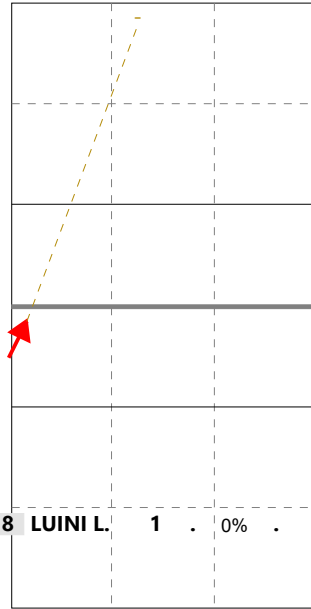
X5	Ind	*E%	N	#	##	=	/
	8	60%	5	4	80%	1	0

V5	Ind	*E%	N	#	##	=	/
	5	.	1	0	0%	0	0

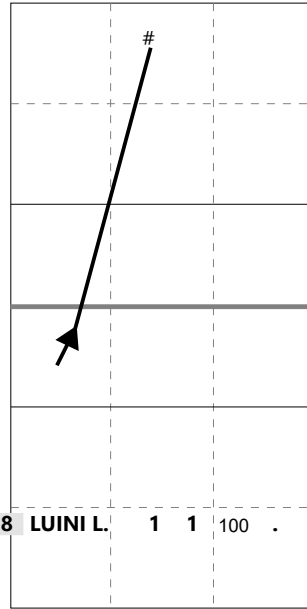
V9	Ind	*E%	N	#	##	=	/
	10	100	1	1	100	0	0



H: 100%(5) P: (0) T: (0)



H: 100%(1) P: (0) T: (0)



H: 100%(1) P: (0) T: (0)

