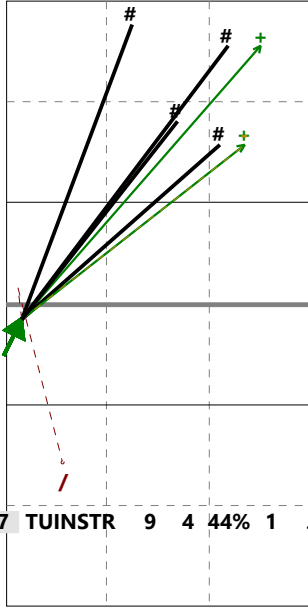


Total Direction Chart analysis - 11UtokD

(2) BEL20, BEL20

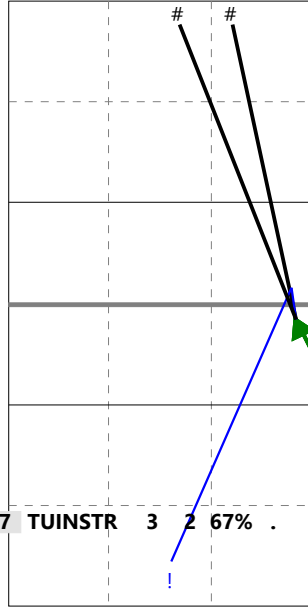
Netherlands | 7 TUINSTR A. | Atk after Rec

X5 Ind *E% N # #% = /
7 33% 9 4 44% 0 1



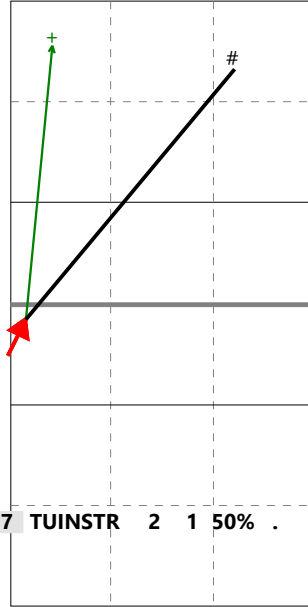
H: 89%(8) P: 11%(1) T: (0)

X6 Ind *E% N # #% = /
7 67% 3 2 67% 0 0



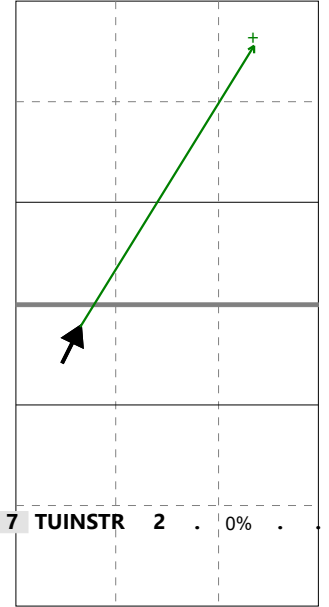
H: 100%(3) P: (0) T: (0)

V5 Ind *E% N # #% = /
8 50% 2 1 50% 0 0



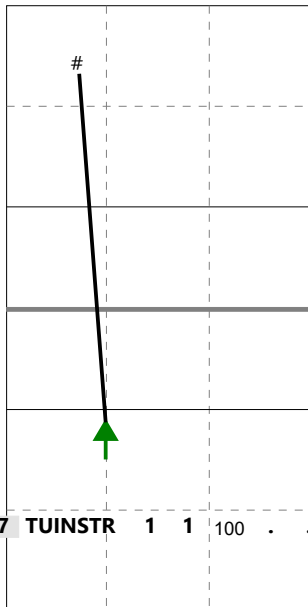
H: 100%(2) P: (0) T: (0)

V9 Ind *E% N # #% = /
5 . 2 0 0% 0 0



H: 50%(1) P: (0) T: 50%(1)

XR Ind *E% N # #% = /
10 100 1 1 100 0 0



H: 100%(1) P: (0) T: (0)

