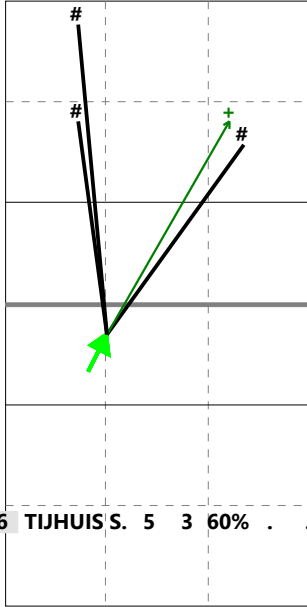


Total Direction Chart analysis - 20UtokD

(2) BEL20, BEL20

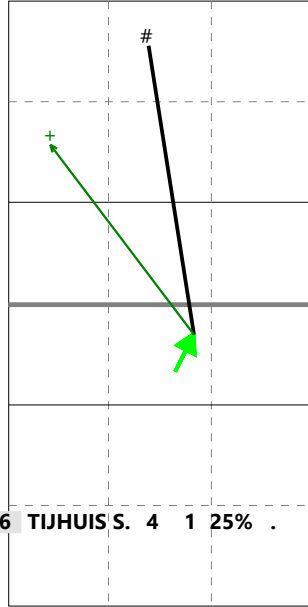
Netherlands | 6 TIJHUIS S. | Attack

X7 Ind *E% N # #% = /
8 60% 5 3 60% 0 0



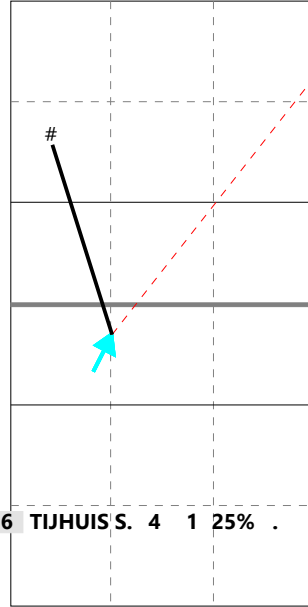
H: 80%(4) P: (0) T: 20%(1)

X1 Ind *E% N # #% = /
6 25% 4 1 25% 0 0



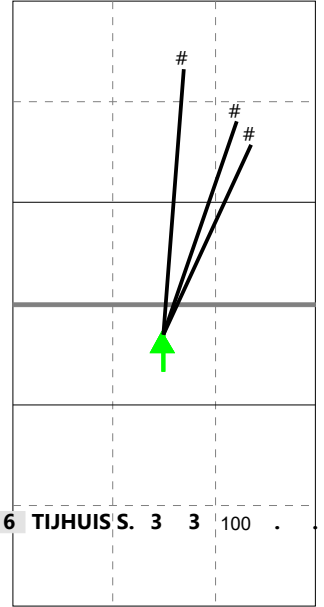
H: 50%(2) P: (0) T: 50%(2)

XX Ind *E% N # #% = /
4 . 4 1 25% 1 0



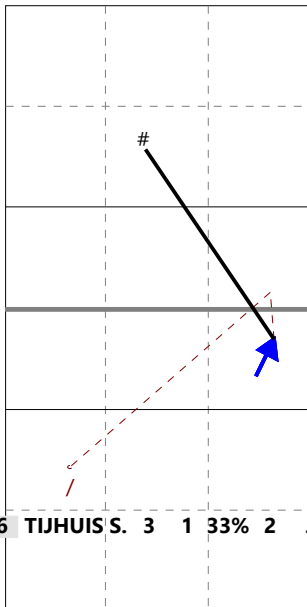
H: 50%(2) P: (0) T: 50%(2)

XC Ind *E% N # #% = /
10 100 3 3 100 0 0



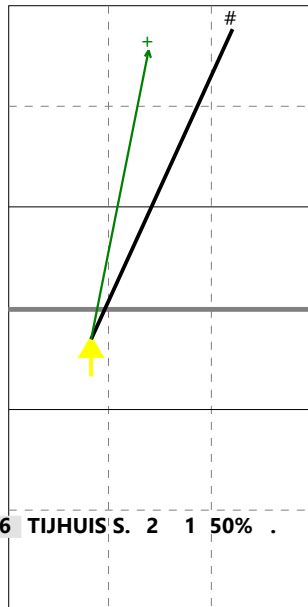
H: 100%(3) P: (0) T: (0)

XV Ind *E% N # #% = /
3 -33 3 1 33% 0 2



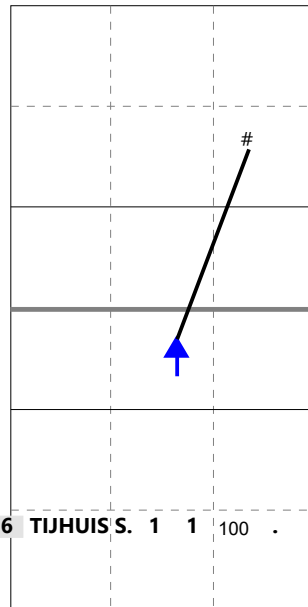
H: 67%(2) P: (0) T: 33%(1)

XL Ind *E% N # #% = /
8 50% 2 1 50% 0 0



H: 100%(2) P: (0) T: (0)

XM Ind *E% N # #% = /
10 100 1 1 100 0 0



H: 100%(1) P: (0) T: (0)

