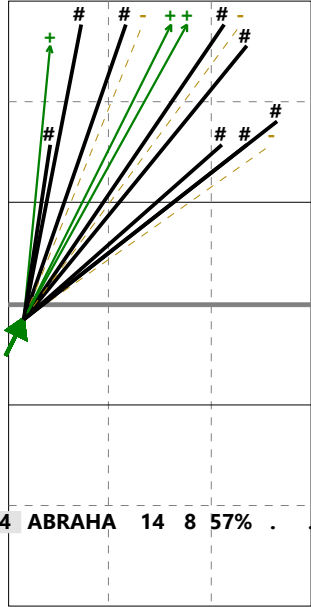


Total Direction Chart analysis - 20UtokD

(2) BEL20, BEL20

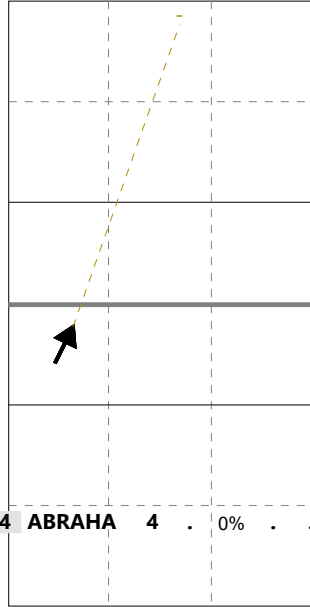
Netherlands | 4 ABRAHAM C. | Attack

X5 Ind *E% N # #% = /
8 57% 14 8 57% 0 0



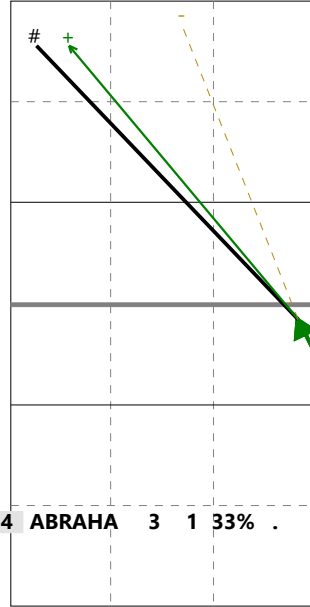
H: 100%(14) P: (0) T: (0)

V9 Ind *E% N # #% = /
5 . 4 0 0% 0 0



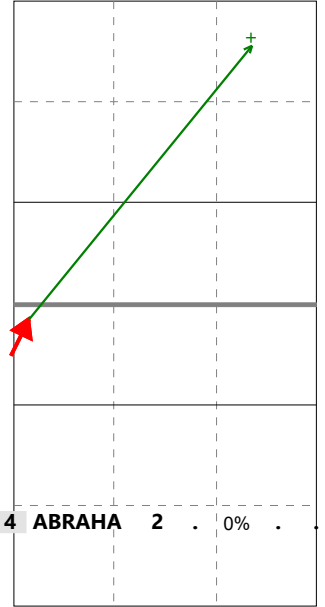
H: 25%(1) P: 25%(1) T: 50%(2)

X6 Ind *E% N # #% = /
7 33% 3 1 33% 0 0



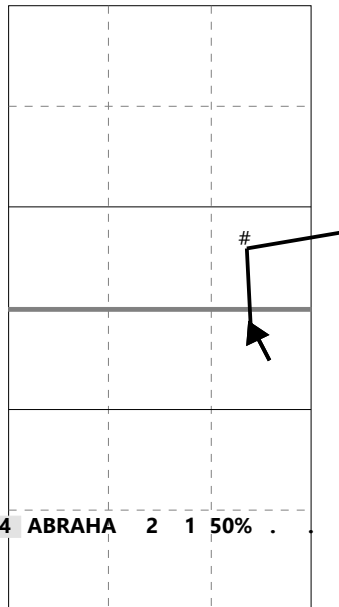
H: 100%(3) P: (0) T: (0)

V5 Ind *E% N # #% = /
2 . 2 0 0% 0 0



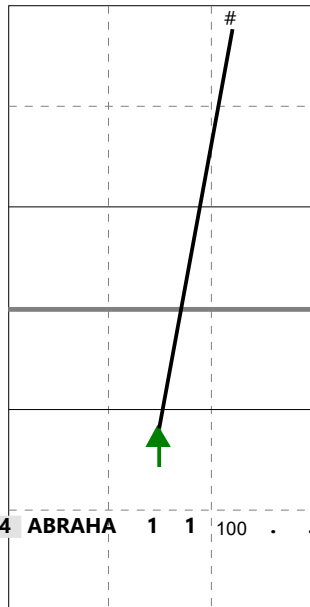
H: 50%(1) P: (0) T: 50%(1)

V4 Ind *E% N # #% = /
8 50% 2 1 50% 0 0



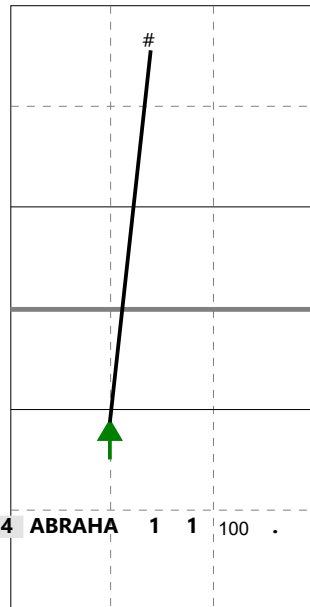
H: 50%(1) P: (0) T: 50%(1)

XP Ind *E% N # #% = /
10 100 1 1 100 0 0



H: 100%(1) P: (0) T: (0)

XR Ind *E% N # #% = /
10 100 1 1 100 0 0



H: 100%(1) P: (0) T: (0)



Tip Soft