Total Direction Chart analysis - 20UtokD

(2) BEL20, BEL20

Netherlands | 2 BENNE N. | Attack

	Ind	*E%	N	#	#%	=	/
X5	6	31%	16	9	56%	2	2
V5	4	.	6	1	17%	1	0
V9	2	-50	4	0	0%	0	2
X6	5	.	1	0	0%	0	0

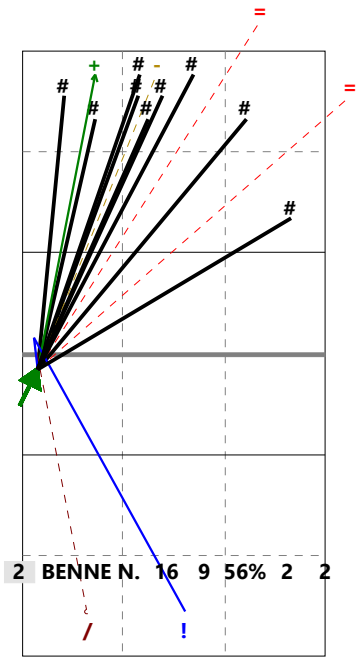

H: 94%(15) P: (0) T: 6%(1)

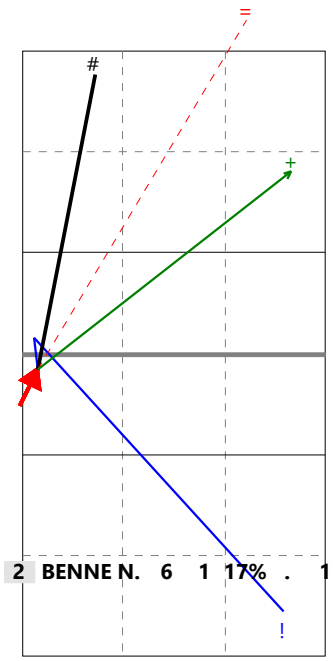

H: 67%(4) P: (0) T: 33%(2)

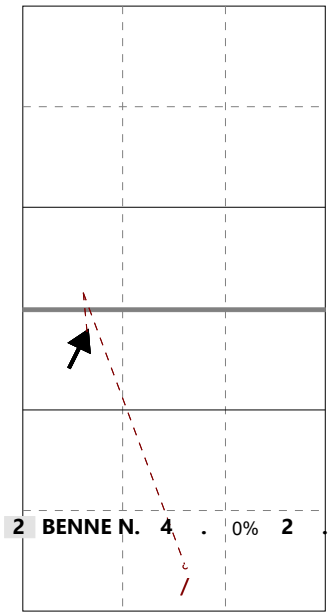

H: 50%(2) P: 25%(1) T: 25%(1)

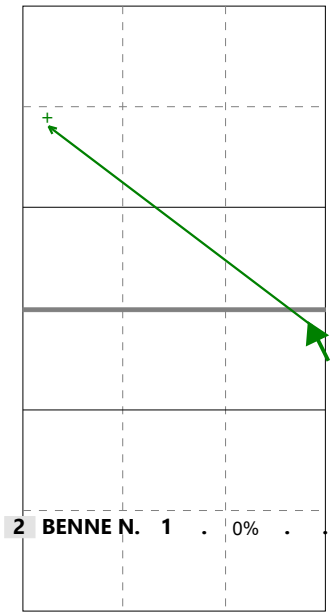

H: 100%(1) P: (0) T: (0)

Tip Soft