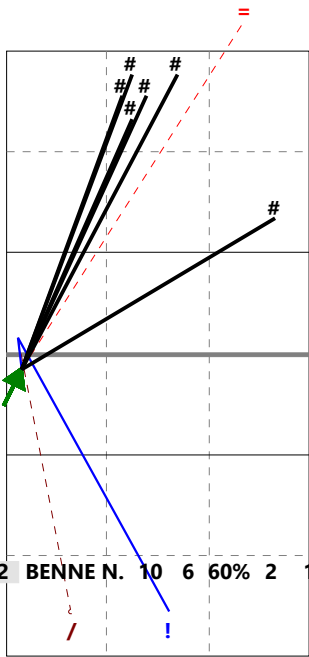


Total Direction Chart analysis - 11UtokD

(2) BEL20, BEL20

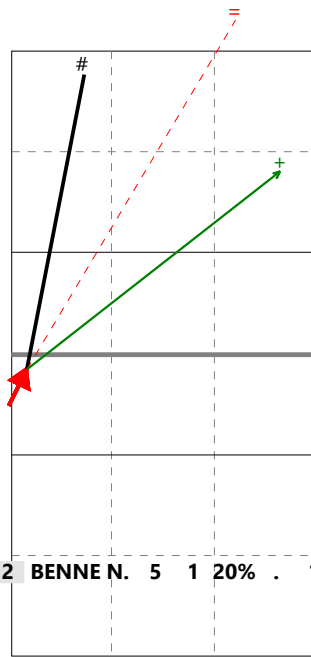
Netherlands | 2 BENNE N. | Atk after Rec

X5 Ind *E% N # #% = /
6 30% 10 6 60% 1 2



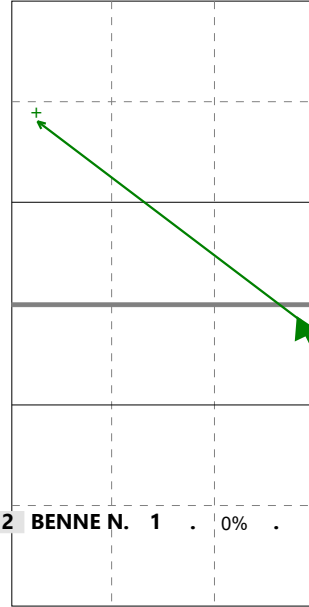
H: 90%(9) P: (0) T: 10%(1)

V5 Ind *E% N # #% = /
5 . 5 1 20% 1 0



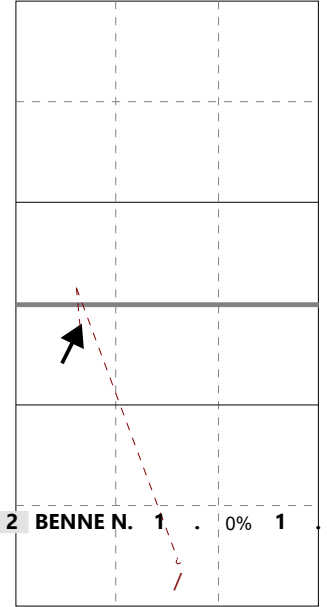
H: 60%(3) P: (0) T: 40%(2)

X6 Ind *E% N # #% = /
5 . 1 0 0% 0 0



H: 100%(1) P: (0) T: (0)

V9 Ind *E% N # #% = /
. -100 1 0 0% 0 1



H: 100%(1) P: (0) T: (0)

