

# Total Direction Chart analysis - 12UtokD

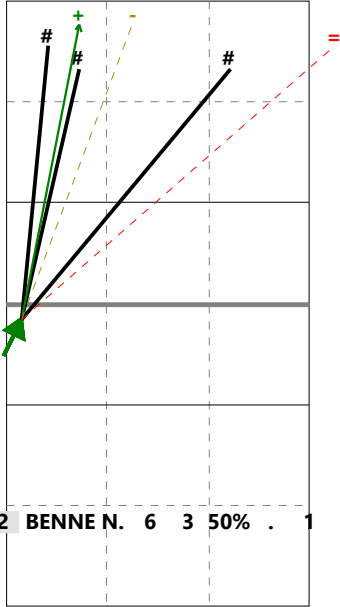
(2) BEL20, BEL20

Netherlands | 2 BENNE N. | Transition

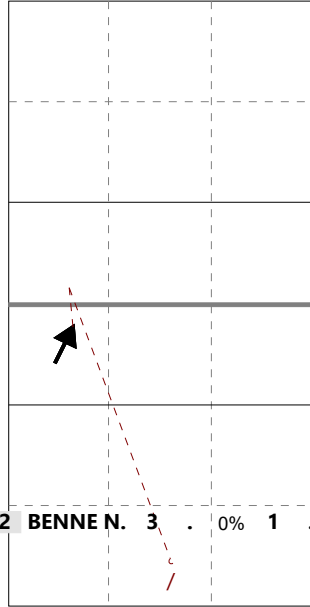
**X5** Ind \*E% N # #% = /  
7 33% 6 3 50% 1 0

**V9** Ind \*E% N # #% = /  
3 -33 3 0 0% 0 1

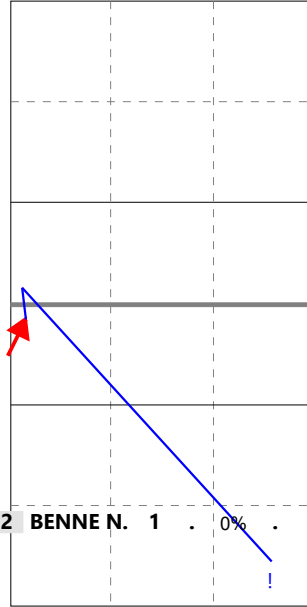
**V5** Ind \*E% N # #% = /  
. . 1 0 0% 0 0



H: 100%(6) P: (0) T: (0)



H: 33%(1) P: 33%(1) T: 33%(1)



H: 100%(1) P: (0) T: (0)

