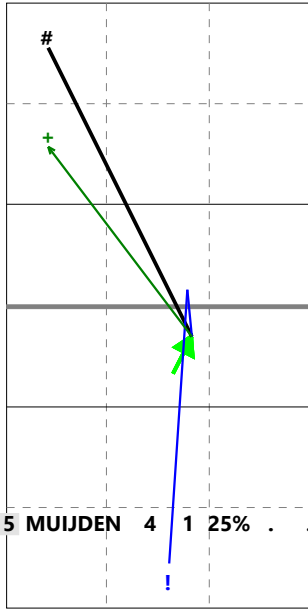


Total Direction Chart analysis - 20UtokD

(2) BEL20, BEL20

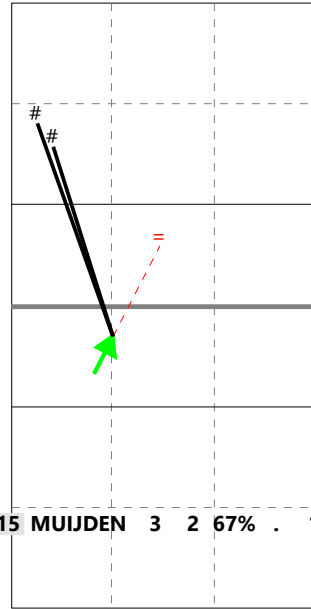
Netherlands | 15 MUIJDEN J. | Attack

X1 Ind *E% N # #% = /
5 25% 4 1 25% 0 0



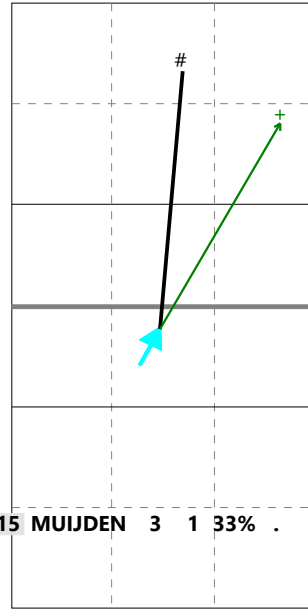
H: 75%(3) P: (0) T: 25%(1)

X7 Ind *E% N # #% = /
7 33% 3 2 67% 1 0



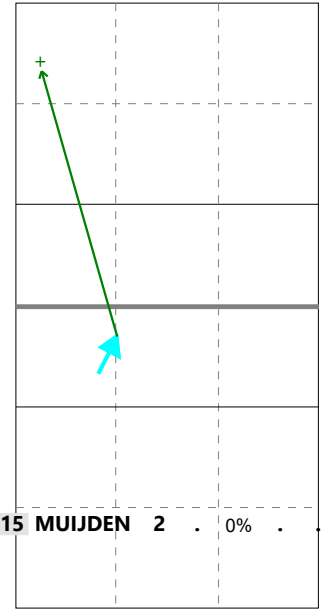
H: 100%(3) P: (0) T: (0)

XH Ind *E% N # #% = /
5 33% 3 1 33% 0 0



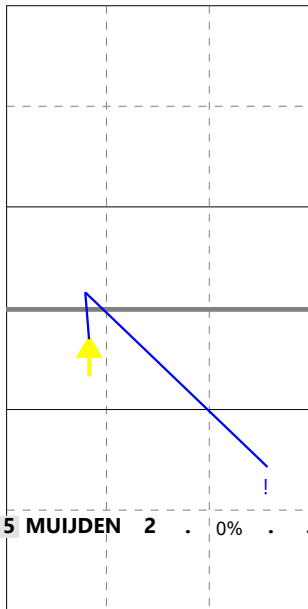
H: 67%(2) P: (0) T: 33%(1)

XX Ind *E% N # #% = /
5 . 2 0 0% 0 0



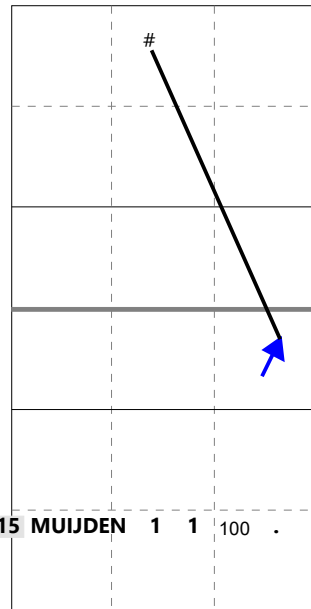
H: 50%(1) P: (0) T: 50%(1)

XL Ind *E% N # #% = /
2 . 2 0 0% 0 0



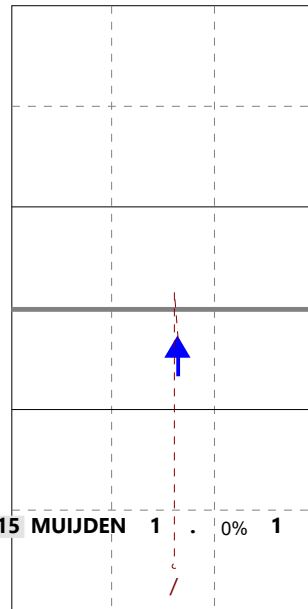
H: 50%(1) P: (0) T: 50%(1)

XV Ind *E% N # #% = /
10 100 1 1 100 0 0



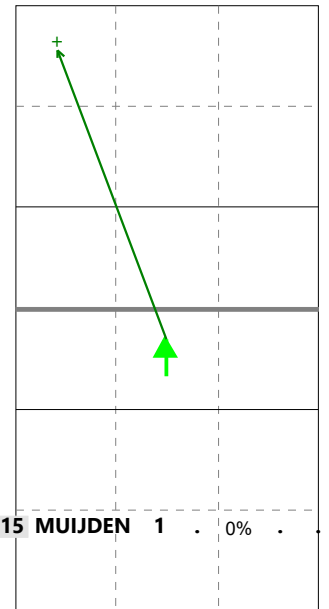
H: 100%(1) P: (0) T: (0)

XM Ind *E% N # #% = /
. -100 1 0 0% 0 1



H: 100%(1) P: (0) T: (0)

XC Ind *E% N # #% = /
5 . 1 0 0% 0 0



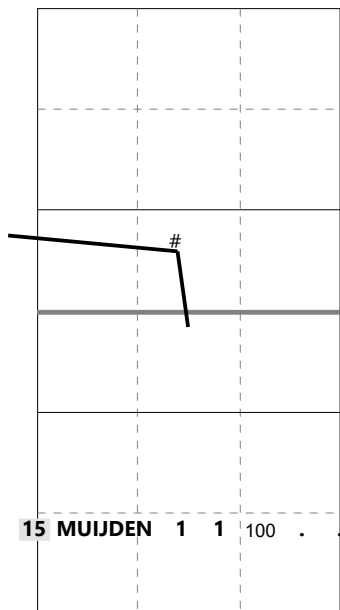
H: 100%(1) P: (0) T: (0)



Tip Soft

Total Direction Chart analysis - 20UtokD

PR	Ind	*E%	N	#	#%	=	/
	10	100	1	1	100	0	0



H: 100%(1) P: (0) T: (0)

