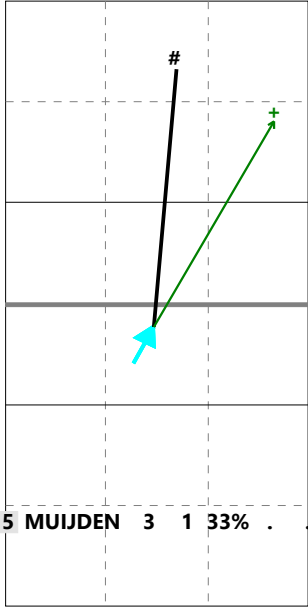


Total Direction Chart analysis - 11UtokD

(2) BEL20, BEL20

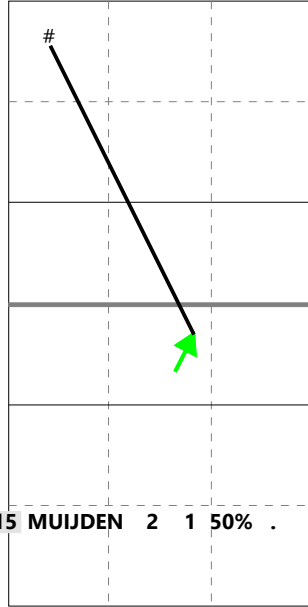
Netherlands | 15 MUIJDEN J. | Atk after Rec

XH Ind *E% N # #% = /
5 33% 3 1 33% 0 0



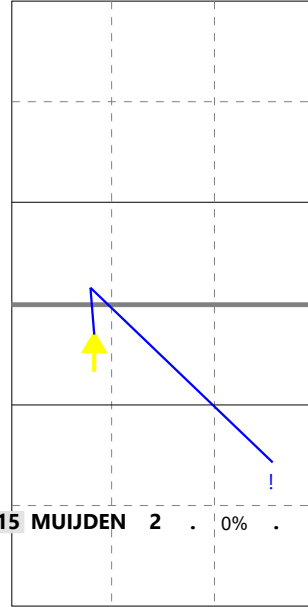
H: 67%(2) P: (0) T: 33%(1)

X1 Ind *E% N # #% = /
8 50% 2 1 50% 0 0



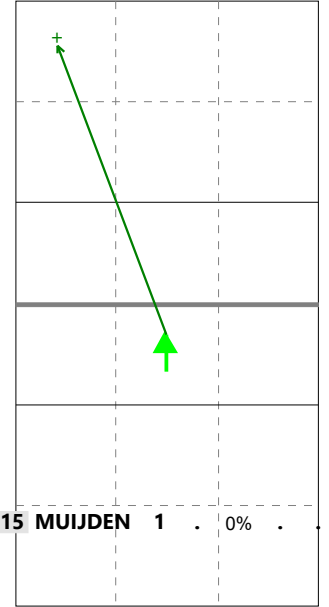
H: 50%(1) P: (0) T: 50%(1)

XL Ind *E% N # #% = /
2 . 2 0 0% 0 0



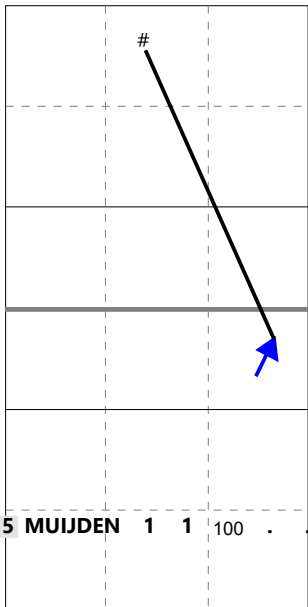
H: 50%(1) P: (0) T: 50%(1)

XC Ind *E% N # #% = /
5 . 1 0 0% 0 0



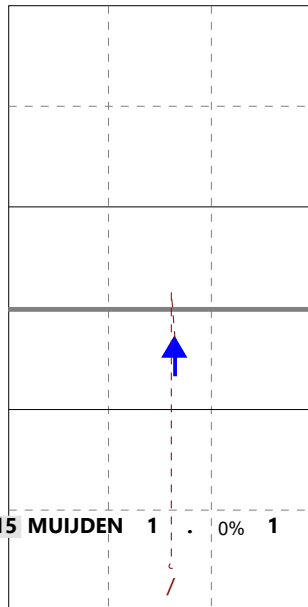
H: 100%(1) P: (0) T: (0)

XV Ind *E% N # #% = /
10 100 1 1 100 0 0



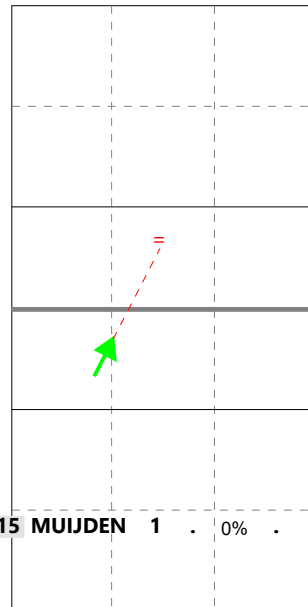
H: 100%(1) P: (0) T: (0)

XM Ind *E% N # #% = /
. -100 1 0 0% 0 1



H: 100%(1) P: (0) T: (0)

X7 Ind *E% N # #% = /
. -100 1 0 0% 1 0



H: 100%(1) P: (0) T: (0)

