

# Total Direction Chart analysis - 12UtokD

(2) BEL20, BEL20

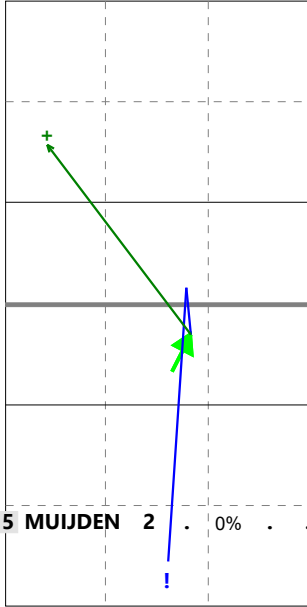
Netherlands | 15 MUIJDEN J. | Transition

**X1** Ind \*E% N # #% = /  
2 . 2 0 0% 0 0

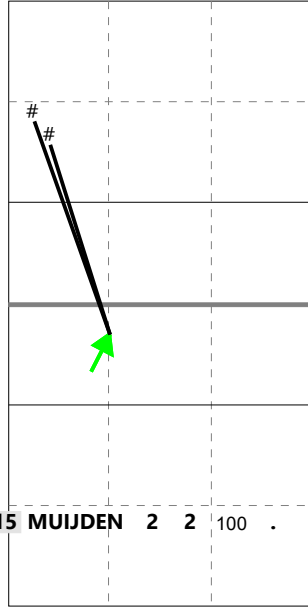
**X7** Ind \*E% N # #% = /  
10 100 2 2 100 0 0

**XX** Ind \*E% N # #% = /  
5 . 2 0 0% 0 0

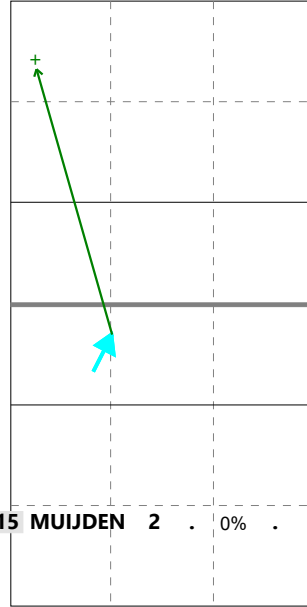
**PR** Ind \*E% N # #% = /  
10 100 1 1 100 0 0



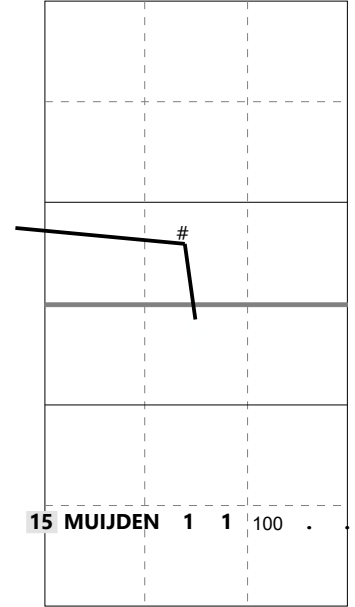
H: 100%(2) P: (0) T: (0)



H: 100%(2) P: (0) T: (0)



H: 50%(1) P: (0) T: 50%(1)



H: 100%(1) P: (0) T: (0)

