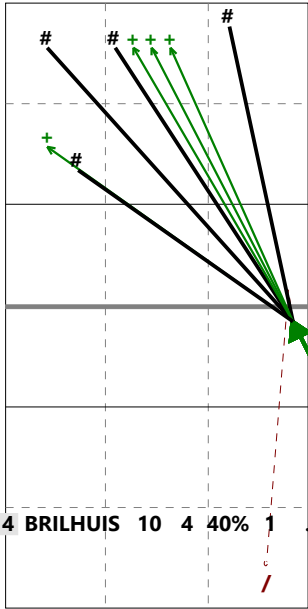


Total Direction Chart analysis - 20UtokD

(2) BEL20, BEL20

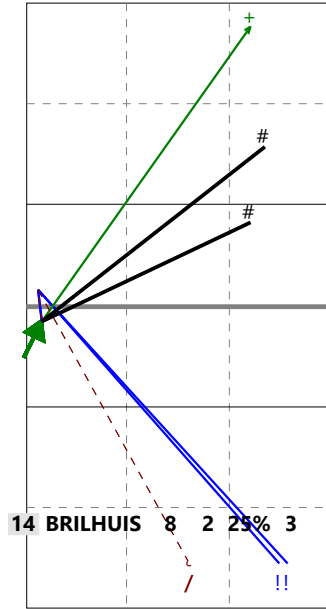
Netherlands | 14 BRILHUIS M. | Attack

X6 Ind *E% N # #% = /
6 30% 10 4 40% 0 1



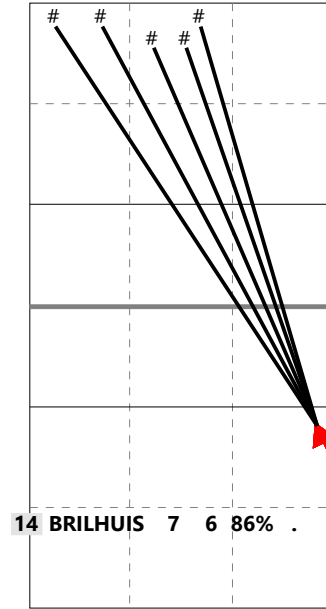
H: 90%(9) P: (0) T: 10%(1)

X5 Ind *E% N # #% = /
3 -12 8 2 25% 0 3



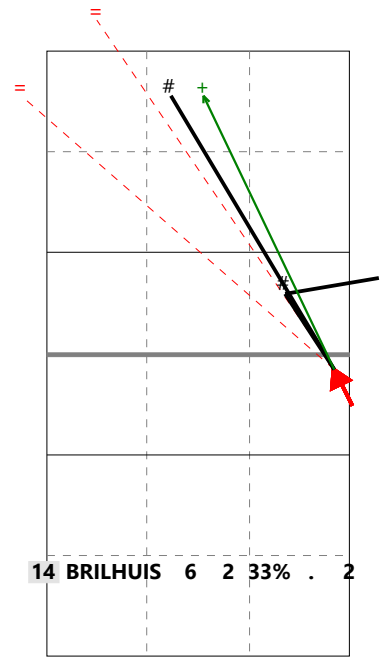
H: 88%(7) P: (0) T: 12%(1)

V8 Ind *E% N # #% = /
9 86% 7 6 86% 0 0



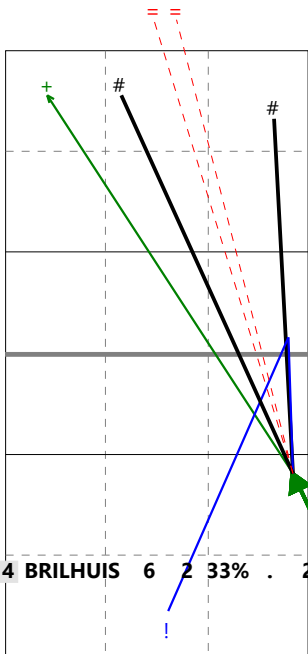
H: 71%(5) P: 29%(2) T: (0)

V6 Ind *E% N # #% = /
5 . 6 2 33% 2 0



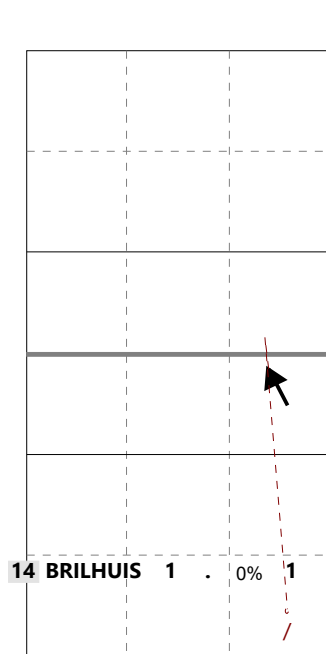
H: 83%(5) P: 17%(1) T: (0)

X8 Ind *E% N # #% = /
4 . 6 2 33% 2 0



H: 100%(6) P: (0) T: (0)

V4 Ind *E% N # #% = /
. -100 1 0 0% 0 1



H: 100%(1) P: (0) T: (0)

