

# Total Direction Chart analysis - 11UtokD

(2) BEL20, BEL20

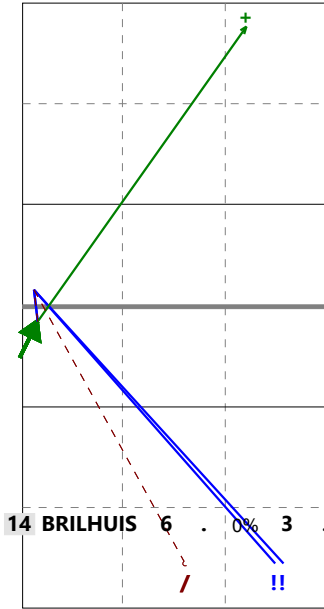
Netherlands | 14 BRILHUIS M. | Atk after Rec

**X5** Ind \*E% N # #% = /  
1 -50 6 0 0% 0 3

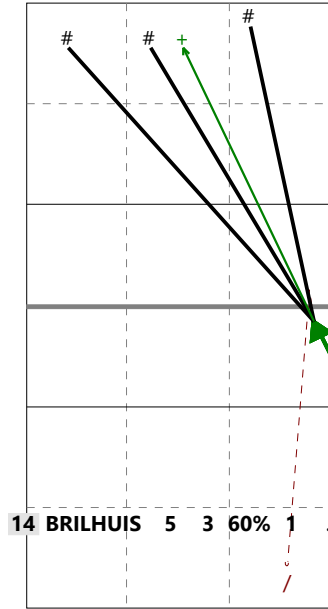
**X6** Ind \*E% N # #% = /  
7 40% 5 3 60% 0 1

**X8** Ind \*E% N # #% = /  
7 67% 3 2 67% 0 0

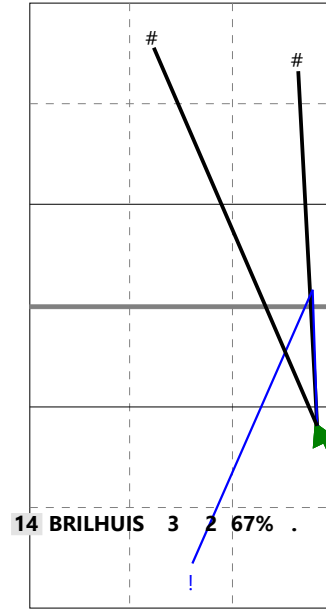
**V8** Ind \*E% N # #% = /  
8 50% 2 1 50% 0 0



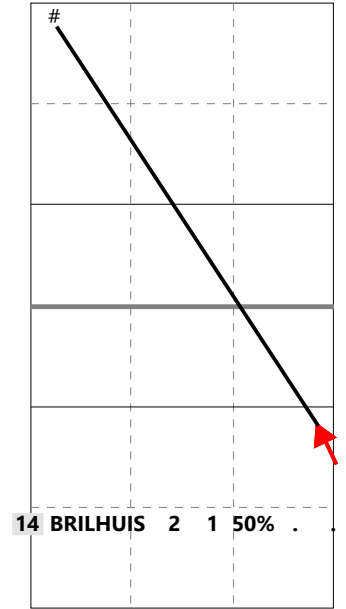
H: 83%(5) P: (0) T: 17%(1)



H: 100%(5) P: (0) T: (0)



H: 100%(3) P: (0) T: (0)



H: 50%(1) P: 50%(1) T: (0)

