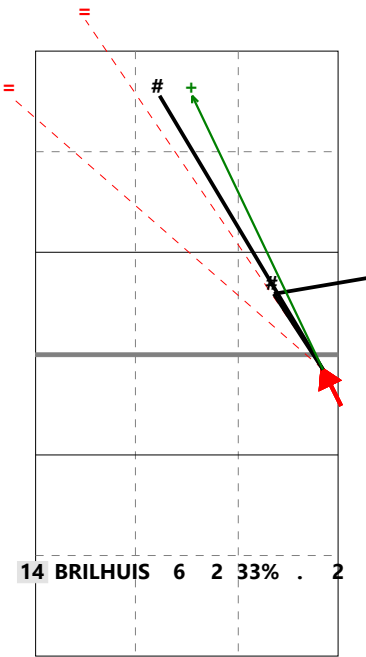


Total Direction Chart analysis - 12UtokD

(2) BEL20, BEL20

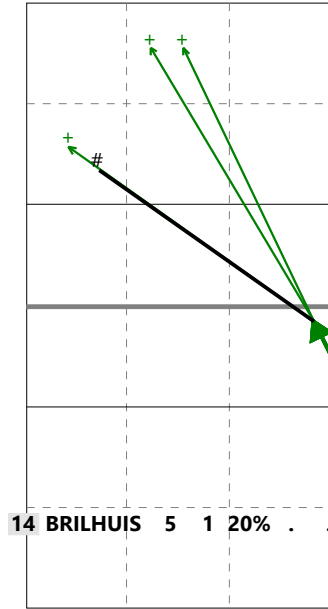
Netherlands | 14 BRILHUIS M. | Transition

V6 Ind *E% N # #% = /
5 . 6 2 33% 2 0



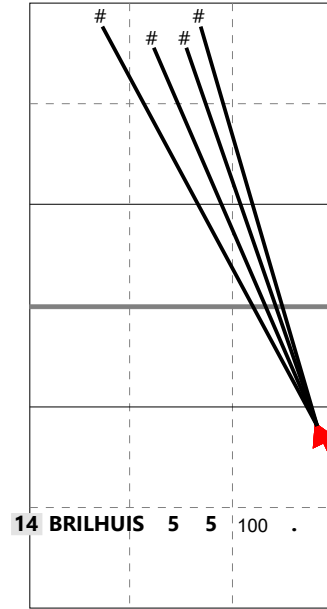
H: 83%(5) P: 17%(1) T: (0)

X6 Ind *E% N # #% = /
5 20% 5 1 20% 0 0



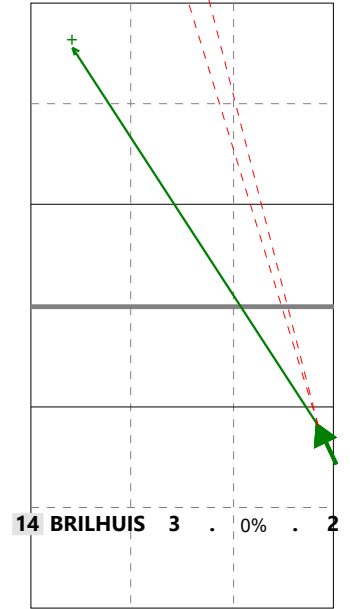
H: 80%(4) P: (0) T: 20%(1)

V8 Ind *E% N # #% = /
10 100 5 5 100 0 0



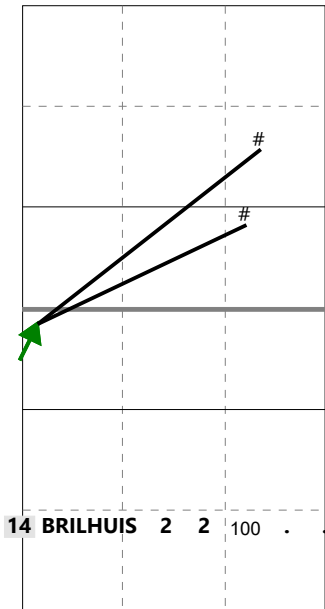
H: 80%(4) P: 20%(1) T: (0)

X8 Ind *E% N # #% = /
2 -67 3 0 0% 2 0



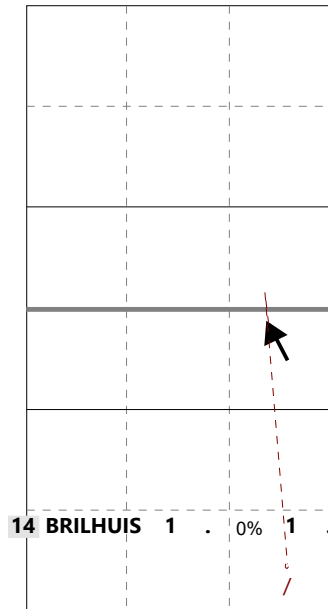
H: 100%(3) P: (0) T: (0)

X5 Ind *E% N # #% = /
10 100 2 2 100 0 0



H: 100%(2) P: (0) T: (0)

V4 Ind *E% N # #% = /
. -100 1 0 0% 0 1



H: 100%(1) P: (0) T: (0)

